

ภาคผนวกที่ 4

สรุปเอกสารสอบเทียบอุปกรณ์เครื่องมือ

เอกสารการสอบเทียบเครื่องมือตรวจวัดระดับเสียงในบรรยากาศ

CERTIFICATE OF CALIBRATION

Certificate No. : 66S1229-11

Job No. : 66S1229

Page : 1 of 2

Customer : C.E.M. Technology (Thailand) Co.,Ltd.

Address : 31/8 Moo 13, Raikhing, Samphran,
Nakhornpathom 73210

Location : Laboratory

Equipment : Sound Level Meter

Manufacturer : ACO

Model : 6236

Serial No. : 222185

Identity No. : NS-03-015

Range : See to Data

Ambient temperature : (20 ± 2) °C

Relative humidity : (50 ± 15) %

Atmospheric pressure : -

Date of received : 12-Dec-2023

Date of calibration : 15-Dec-2023

Date of issued : 18-Dec-2023

Calibration Method : This instrument was calibrated by comparison measurement with sound level calibrator, according to in house calibration method.

Reference Standard Instruments :

Equipment	Model	Serial No.	Certification No.	Due Date
Sound Level Calibrator	8930B	2000210	EEL.BP.40/0666	21-Jun-2025

Traceability : This certification is traceable to the International System of Unit maintained at : -
- National Institute of Metrology Thailand, (NIMT).

Calibrated By : Mr. Boonyarit Auejirakarn

Approved By :

Reviewed By : ☐ Mr. Sompong Srisert

☒ Ms. Natthaparakarn Thammaphan

☐ Ms. Bhacharin Phanangkaew (MD)

☒ Mr. Boonyarit Auejirakarn

Result of Calibration : Without Adjustment

Function : Sound Level Measurement

Calibration Range : @ 1 kHz

Resolution : 0.1 dB / 1 dB

Response	Standard Setting (dB)	UUC Reading (dB)	Error Value (dB)	Uncertainty (+/-dB)
A	94	94.5	0.5	0.20
	104	104.5	0.5	0.20
	114	114.5	0.5	0.20
C	94	94.5	0.5	0.20
	104	104.4	0.4	0.20
	114	114.4	0.4	0.20
Z	94	94.5	0.5	0.20
	104	104.4	0.4	0.20
	114	114.4	0.4	0.20

UUC = Unit Under Calibration*

- The End -

CERTIFICATE OF CALIBRATION**Certificate No. :** 66S0330-1**Job No. :** 66S0330**Page :** 1 of 2**Customer :** C.E.M Technology (Thailand) Co.,Ltd.**Address :** 31/9 Moo 13, Raikhing, Samphran,
Nakhornpathom 73210**Location :** Laboratory**Equipment :** Sound Level Meter**Manufacturer :** ACO**Model :** 6236**Serial No. :** 222196**Identity No. :** NS-03-026**Range :** See to Data**Ambient temperature :** $(20 \pm 2) ^\circ\text{C}$ **Relative humidity :** $(50 \pm 15) \%$ **Atmospheric pressure :** -**Date of received :** 08-Mar-2023**Date of calibration :** 10-Mar-2023**Date of issued :** 13-Mar-2023

Calibration Method : This instrument was calibrated by comparison measurement with sound level calibrator, according to in house calibration method.

Reference Standard Instruments :

Equipment	Model	Serial No.	Certification No.	Due Date
Sound Level Calibrator	8930B	2000210	EEL.BP.31/0664	15-Jun-2023

Traceability : This certification is traceable to the International System of Unit maintained at : -
- National Institute of Metrology Thailand, (NIMT).

Calibrated By : Mr. Boonyarit Auejirakarn**Approved By :**

[] Ms. Bhacharin Phanangkaew (MD)

[x] Mr. Boonyarit Auejirakarn

Reviewed By : [] Mr. Sompong Srisert

[x] Ms. Natthaprakarn Thammaphan

Result of Calibration : Without Adjustment

Function : Sound Level Measurement

Calibration Range : @ 1 kHz

Resolution : 0.1 dB / 1 dB

Response	Standard Setting (dB)	UUC Reading (dB)	Error Value (dB)	Uncertainty (+/-dB)
A	94	94.1	0.1	0.20
	104	103.8	-0.2	0.20
	114	113.6	-0.4	0.20
C	94	94.0	0.0	0.20
	104	103.8	-0.2	0.20
	114	113.7	-0.3	0.20
Z	94	94.0	0.0	0.20
	104	103.8	-0.2	0.20
	114	113.6	-0.4	0.20

UUC = Unit Under Calibration*

- The End -

G.Ruamkit Panich Co.,Ltd.

219/44 Moo 12 Petchkasem Rd., Omnoi, Krathumban Samutsakorn 74130

CERTIFICATE No : GR 17 E 30062

PAGE : 1 OF 2

Certificate of Calibration

EQUIPMENT : SOUND LEVEL METER
MANUFACTURER : ACO
MODEL : TYPE 6226
SERIAL No. : 060209
ID No. : CEM-SI-01

SUBMITTED BY : C.E.M TECHNOLOGY (THAILAND) CO.,LTD.
219/43 MOO 12, PETCHKASEM RD., OMNOI,
KRATHUMBAN SAMUTSAKORN 74130

CALIBRATED BY : 
CALIBRATION DATE : 9-May-23

APPROVED BY : 
DHUDIT P.

ISSUED DATE : 9-May-23

G.Ruamkit Panich Co.,Ltd.

219/44 Moo 12 Petchkasem Rd., Omnoi,Krathumban Samutsakorn 74130

CERTIFICATE No : GR 17 E 30062

PAGE : 2 OF 2

Calibration Report

EQUIPMENT : SOUND LEVEL METER
MANUFACTURER : ACO
MODEL : TYPE 6226 SERIAL NUMBER : 060209
ID No. : CEM-SI-01
RECEIVED DATE : 4-May-23 CALIBRATION DATE : 9-May-23
AMBIENT TEMPERATURE : $22^{\circ}\text{C} \pm 3^{\circ}\text{C}$ RELATIVE HUMIDITY : 50%RH \pm 20%RH

CONDITION OF THIS RESULTS OF CALIBRATION

- THIS INSTRUMENT WAS CALIBRATED ACCORDING TO IEC 61672-2:2003-04 AGAINST MULTIFUNCTION SOUND CALIBRATOR.
THIS INSTRUMENT WAS PERFORMED SELF-CALIBRATION BY CALIBRATOR FROM CUSTOMER AT 114 Hz BEFORE CALIBRATION.
- REFERENCE STANDARD INSTRUMENTS :-

INSTRUMENT	MODEL	SERIAL No.	CERTIFICATTE No.	DUE DATE
1) MULTIFUNCTION SOUND CALIBRATOR.	1986	01827	EEL.BP.55/0974	12-Jan-24

- THIS RESULT WAS FOUND ACCURATE AS SHOWN ON DATE AND PLACE OF CALIBRATION ONLY.
- THIS RESULT EXCLUDE LONG TERM STABILITY OF THE UNIT UNDER CALIBRATION.
- THIS CERTIFICATE IS TRACEABLE TO :-
 - NATIONAL INSTITUTE OF METROLOGY (THAILAND) THROUGH THAILAND INSTITUTE OF SCIENTIFIC AND TECHNOLOGICAL RESEARCH (TISTR).

RESULT OF CALIBRATION : WITHOUT ADJUSTMENT

1. A-WEIGHTING ACOUSTIC FREQUENCY RESPONSE

FREQUENCY (Hz)	STANDARD EXPECTED READING (dB)	UUC READING (dB)	CORRECTION (dB)	UNCERTAINTY OF MEASUREMENT (\pm dB)
125.00	-16.10	-15.80	-0.30	0.50
250.00	-8.60	-8.10	-0.50	0.50
500.00	-3.20	-3.0	-0.20	0.50
1000.00	0.00	0.00	0.0	0.50
2000.00	1.20	0.90	0.3	0.50

2. C-WEIGHTING ACOUSTIC FREQUENCY RESPONSE

FREQUENCY (Hz)	STANDARD EXPECTED READING (dB)	UUC READING (dB)	CORRECTION (dB)	UNCERTAINTY OF MEASUREMENT (\pm dB)
125.00	-0.20	0.1	-0.3	0.50
250.00	0.00	0.5	-0.5	0.50
500.00	0.00	0.3	-0.3	0.50
1000.00	0.00	0.0	0.0	0.50
2000.00	-0.20	-0.4	0.2	0.50

3. SOUND LEVEL LINEARITY TEST AT 1000 Hz

STANDARD APPLIED (dB)	UUC READING (dB)	CORRECTION (dB)	UNCERTAINTY OF MEASUREMENT (\pm dB)
74	74.0	0.0	0.50
84	84.0	0.0	0.50
94	94.0	0.0	0.50
104	104.1	-0.1	0.50
114	114.2	-0.2	0.50

UUC* : UNIT UNDER CALIBRATION

THE REPORTED UNCERTAINTY OF MEASUREMENT WAS BASED ON A STANDARD UNCERTAINTY MULTIPLIED BY A COVERAGE FACTOR $k=2$, PROVIDING A LEVEL OF CONFIDENCE APPROXIMATELY 95%

END OF CALIBRATION REPORT

G.Ruamkit Panich Co.,Ltd.

219/44 Moo 12 Petchkasem Rd., Omnoi, Krathumban Samutsakorn 74130

CERTIFICATE No : GR 17 E 30064


PAGE : 1 OF 2

Certificate of Calibration

EQUIPMENT : SOUND LEVEL METER
MANUFACTURER : ACO
MODEL : TYPE 6226
SERIAL No. : 090057
ID No. : CEM-SI-02

SUBMITTED BY : C.E.M TECHNOLOGY (THAILAND) CO.,LTD.
219/43 MOO 12, PETCHKASEM RD., OMNOI,
KRATHUMBAN SAMUTSAKORN 74130

CALIBRATED BY : 
CALIBRATION DATE : 9-May-23

APPROVED BY : 
DHUDIT P.

ISSUED DATE : 9-May-23

G.Ruamkit Panich Co.,Ltd.

219/44 Moo 12 Petchkasem Rd., Omnoi,Krathumban Samutsakorn 74130

CERTIFICATE No : GR 17 E 30064

PAGE : 2 OF 2

Calibration Report

EQUIPMENT : SOUND LEVEL METER
MANUFACTURER : ACO
MODEL : TYPE 6226 SERIAL NUMBER : 090057
ID No. : CEM-SI-02
RECEIVED DATE : 4-May-23 CALIBRATION DATE : 9-May-23
AMBIENT TEMPERATURE : 22 °C ± 3°C RELATIVE HUMIDITY : 50%RH ± 20%RH

CONDITION OF THIS RESULTS OF CALIBRATION

1. THIS INSTRUMENT WAS CALIBRATED ACCORDING TO IEC 61672-2:2003-04 AGAINST MULTIFUNCTION SOUND CALIBRATOR. THIS INSTRUMENT WAS PERFORMED SELF-CALIBRATION BY CALIBRATOR FROM CUSTOMER AT 114 Hz BEFORE CALIBRATION.
2. REFERENCE STANDARD INSTRUMENTS :-

INSTRUMENT	MODEL	SERIAL No.	CERTIFICATTE No.	DUE DATE
1) MULTIFUNCTION SOUND CALIBRATOR.	1986	01827	EEL.BP.55/0974	12-Jan-24

3. THIS RESULT WAS FOUND ACCURATE AS SHOWN ON DATE AND PLACE OF CALIBRATION ONLY.
4. THIS RESULT EXCLUDE LONG TERM STABILITY OF THE UNIT UNDER CALIBRATION.
5. THIS CERTIFICATE IS TRACEABLE TO :-
 - NATIONAL INSTITUTE OF METROLOGY (THAILAND) THROUGH THAILAND INSTITUTE OF SCIENTIFIC AND TECHNOLOGICAL RESEARCH (TISTR).

RESULT OF CALIBRATION : WITHOUT ADJUSTMENT

1. A-WEIGHTING ACOUSTIC FREQUENCY RESPONSE

FREQUENCY (Hz)	STANDARD EXPECTED READING (dB)	UUC READING (dB)	CORRECTION (dB)	UNCERTAINTY OF MEASUREMENT (±dB)
125.00	-16.10	-15.80	-0.30	0.50
250.00	-8.60	-8.10	-0.50	0.50
500.00	-3.20	-3.0	-0.20	0.50
1000.00	0.00	0.00	0.0	0.50
2000.00	1.20	0.90	0.3	0.50

2. C-WEIGHTING ACOUSTIC FREQUENCY RESPONSE

FREQUENCY (Hz)	STANDARD EXPECTED READING (dB)	UUC READING (dB)	CORRECTION (dB)	UNCERTAINTY OF MEASUREMENT (±dB)
125.00	-0.20	0.1	-0.3	0.50
250.00	0.00	0.5	-0.5	0.50
500.00	0.00	0.3	-0.3	0.50
1000.00	0.00	0.0	0.0	0.50
2000.00	-0.20	-0.4	0.2	0.50

3. SOUND LEVEL LINEARITY TEST AT 1000 Hz

STANDARD APPLIED (dB)	UUC READING (dB)	CORRECTION (dB)	UNCERTAINTY OF MEASUREMENT (±dB)
74	74.0	0.0	0.50
84	84.0	0.0	0.50
94	94.0	0.0	0.50
104	104.1	-0.1	0.50
114	114.2	-0.2	0.50

UUC* : UNIT UNDER CALIBRATION

THE REPORTED UNCERTAINTY OF MEASUREMENT WAS BASED ON A STANDARD UNCERTAINTY MULTIPLIED BY A COVERAGE FACTOR k=2, PROVIDING A LEVEL OF CONFIDENCE APPROXIMATELY 95%

END OF CALIBRATION REPORT

เอกสารการสอบเทียบเครื่องมือตรวจวัดคุณภาพอากาศในบรรยากาศ

Certificate of Analyzer Performance Testing

Calibrated Date : 26-Aug-23

Certificate No. : 0823-005

Page : 1/1

Analyzer Instruments

Analyzer Type : CO Analyzer

Manufacturer : Thermo Environmental

Model : 48C

Serial No. : 508011069

Environmental

Temperature : 25.5 °C

Humidity : 53.7 %RH

Calibration System

Calibrator Units

Gas Calibration : Thermo Environmental

Zero Air Generator : API

Model : 146C

Model : 701

Serial No. : 514811458

Serial No. : 179

Standard Gas

NO Conc. : 2 ppm

Cylinder No. : CC750227

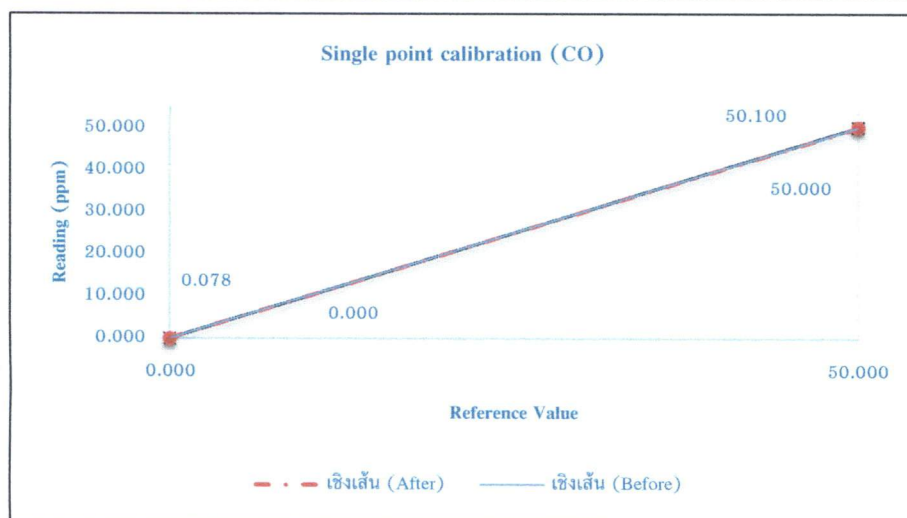
SO2 Conc. : 2 ppm

Expire Date : 21-Nov-23


CO Conc. : 50 ppm

Calibration Check

Gas	Zero			Span		
	Reading Value (ppm)	Expected Value (ppm)	Drift (%)	Reading Value (ppm)	Expected Value (ppm)	Drift (%)
Before						
CO	0.078	0.000	0.08	50.1	50.000	0.20
After						
CO	0.000	0.000	0.00	50.0	50.000	0.00



Calibrated by :


 (Mr. Tong Piima)

Certificate of Analyzer Performance Testing

Calibrated Date : 26-Aug-23

Certificate No. : 0823-006

Page : 1/1

Analyzer Instruments

Analyzer Type : CO Analyzer

Manufacturer : Thermo Environmental

Model : 48C

Serial No. : 508011064

Environmental

Temperature : 24.9 °C

Humidity : 41.3 %RH

Calibration System

Calibrator Units

Gas Calibration : Thermo Environmental

Zero Air Generator : API

Model : 146C

Model : 701

Serial No. : 514811458

Serial No. : 179

Standard Gas

NO Conc. : 2 ppm

Cylinder No. : CC750227

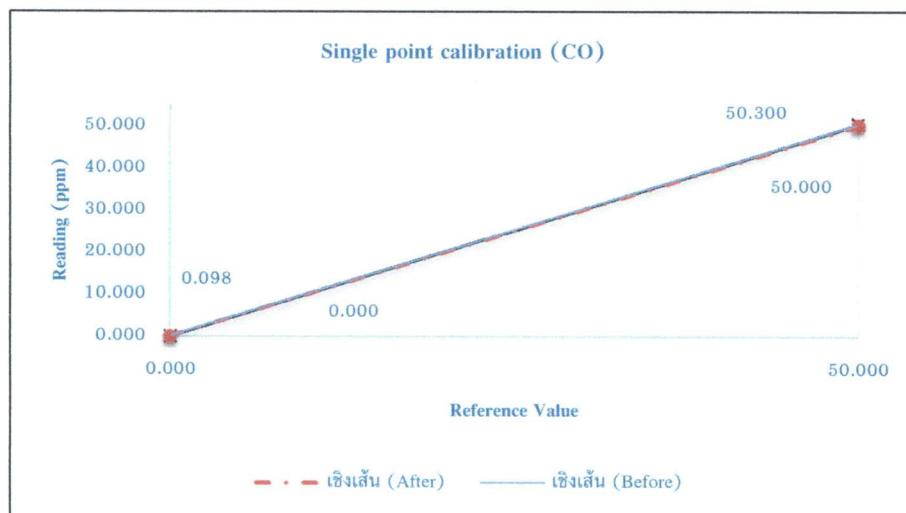
SO2 Conc. : 2 ppm

Expire Date : 21-Nov-23

CO Conc. : 50 ppm

Calibration Check

Gas	Zero			Span		
	Reading Value (ppm)	Expected Value (ppm)	Drift (%)	Reading Value (ppm)	Expected Value (ppm)	Drift (%)
Before						
CO	0.098	0.000	0.10	50.3	50.000	0.60
After						
CO	0.000	0.000	0.00	50.0	50.000	0.00



Calibrated by :


(Mr. Tong Piima)

Certificate of Analyzer Performance Testing

Calibrated Date : 26-Aug-23

Certificate No. : 0823-001

Page : 1/1

Analyzer Instruments

Analyzer Type : NO/NO/NO_x Analyzer

Manufacturer : Thermo Environmental

Model : 42C

Serial No. : 66193-351

Environmental

Temperature : 25.3 °C

Humidity : 40.2 %RH

Calibration System

Calibrator Units

Gas Calibration : Thermo Environmental

Zero Air Generator : API

Model : 146C

Model : 701

Serial No. : 514811458

Serial No. : 179

Standard Gas

NO Conc. : 2 ppm

Cylinder No. : CC750227

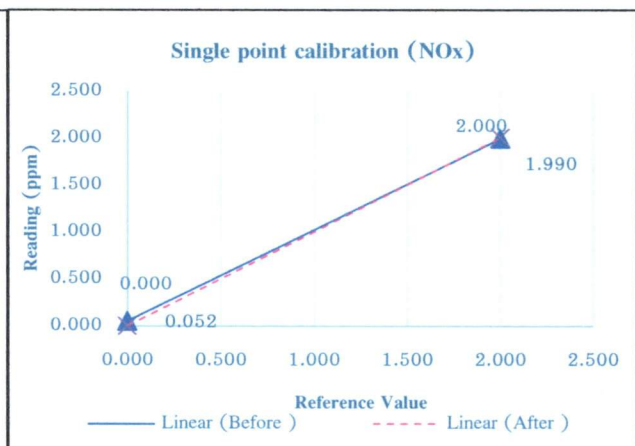
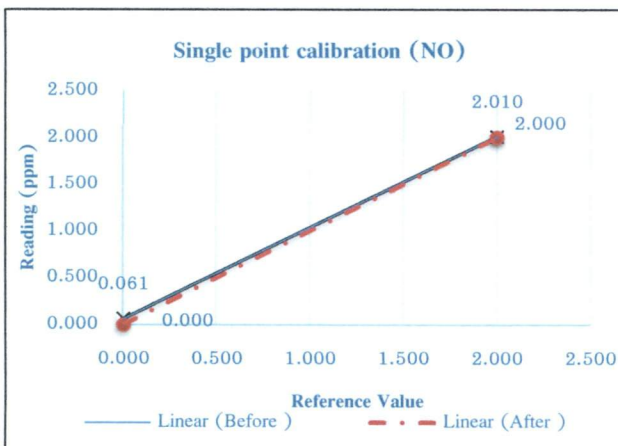
SO₂ : 2 ppm

Expire Date : 21-Nov-23


CO Conc. : 50 ppm

Calibration Check

Gas	Zero			Span		
	Reading Value (ppm)	Expected Value (ppm)	Drift (%)	Reading Value (ppm)	Expected Value (ppm)	Drift (%)
Before						
NO	0.061	0.000	0.06	2.01	2.00	0.50
NO _x	0.052	0.000	0.05	1.99	2.00	-0.50
After						
NO	0.000	0.000	0.00	2.00	2.00	0.00
NO _x	0.000	0.000	0.00	2.00	2.00	0.00



Calibrated by :


(Mr. Tong Piima)

Certificate of Analyzer Performance Testing

Calibrated Date : 1-Apr-23

Certificate No. : 0423-004

Page : 1/1

Analyzer Instruments

Analyzer Type : NO/NO/NOx Analyzer

Manufacturer : Thermo Environmental

Model : 42C

Serial No. : 72454-371

Environmental

Temperature : 25.2 °C

Humidity : 52.3 %RH

Calibration System

Calibrator Units

Gas Calibration : Thermo Environmental

Zero Air Generator : API

Model : 146C

Model : 701

Serial No. : 514811458

Serial No. : 179

Standard Gas

NO Conc. : 2 ppm

Cylinder No. : CC750227

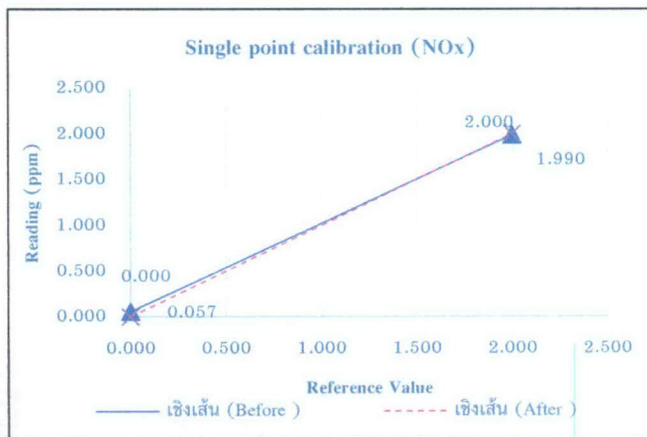
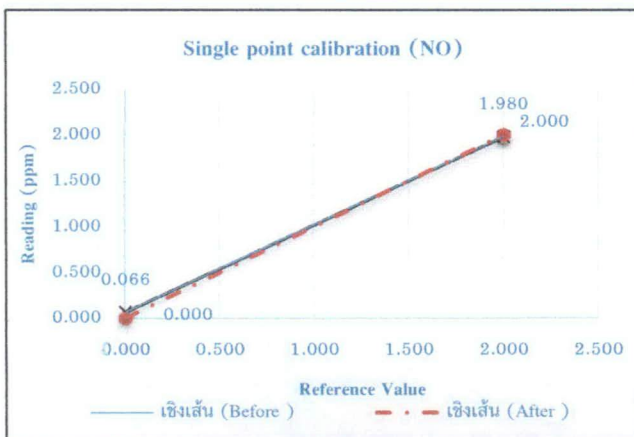
SO2 : 2 ppm

Expire Date : 21-Nov-23


CO Conc. : 50 ppm

Calibration Check

Gas	Zero			Span		
	Reading Value (ppm)	Expected Value (ppm)	Drift (%)	Reading Value (ppm)	Expected Value (ppm)	Drift (%)
Before						
NO	0.066	0.000	0.07	1.98	2.00	-1.00
NOx	0.057	0.000	0.06	1.99	2.00	-0.50
After						
NO	0.000	0.000	0.00	2.00	2.00	0.00
NOx	0.000	0.000	0.00	2.00	2.00	0.00



Calibrated by :


 (Mr. Tong Piima)

Certificate of Analyzer Performance Testing

Calibrated Date : 26-Aug-23

Certificate No. : 0823-002

Page : 1/1

Analyzer Instruments

Analyzer Type : SO2 Analyzer

Manufacturer : Thermo Environmental

Model : 43C

Serial No. : 43C-70853-367

Environmental

Temperature : 25.1 °C

Humidity : 47.9 %RH

Calibration System

Calibrator Units

Gas Calibration : Thermo Environmental

Zero Air Generator : API

Model : 146C

Model : 701

Serial No. : 514811458

Serial No. : 179

Standard Gas

NO Conc. : 2 ppm

Cylinder No. : CC750227

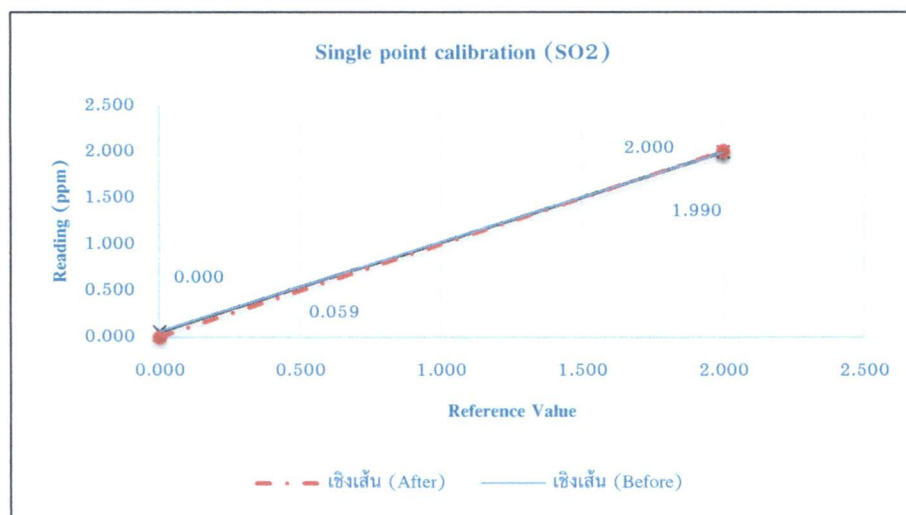
SO2 Conc. : 2 ppm

Expire Date : 21-Nov-23

CO Conc. : 50 ppm

Calibration Check

Gas	Zero			Span		
	Reading Value (ppm)	Expected Value (ppm)	Drift (%)	Reading Value (ppm)	Expected Value (ppm)	Drift (%)
Before						
SO2	0.059	0.000	0.06	1.99	2.000	-0.50
After						
SO2	0.000	0.000	0.00	2.00	2.000	0.00



Calibrated by :


 (Mr. Tong Piima)

Certificate of Analyzer Performance Testing

Calibrated Date : 26-Aug-23

Certificate No. : 0823-003

Page : 1/1

Analyzer Instruments

Analyzer Type : SO2 Analyzer

Manufacturer : Thermo Environmental

Model : 43C

Serial No. : 43C-70852-367

Environmental

Temperature : 24.9 °C

Humidity : 46.9 %RH

Calibration System

Calibrator Units

Gas Calibration : Thermo Environmental

Zero Air Generator : API

Model : 146C

Model : 701

Serial No. : 514811458

Serial No. : 179

Standard Gas

NO Conc. : 2 ppm

Cylinder No. : CC750227

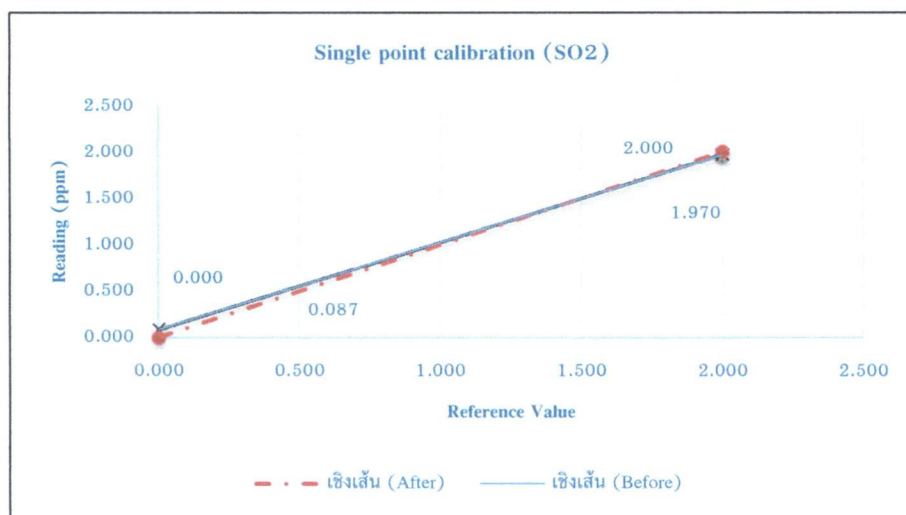
SO2 Conc. : 2 ppm

Expire Date : 21-Nov-23


CO Conc. : 50 ppm

Calibration Check

Gas	Zero			Span		
	Reading Value (ppm)	Expected Value (ppm)	Drift (%)	Reading Value (ppm)	Expected Value (ppm)	Drift (%)
Before						
SO2	0.087	0.000	0.09	1.97	2.000	-1.50
After						
SO2	0.000	0.000	0.00	2.00	2.000	0.00



Calibrated by :


 (Mr. Tong Piima)

เอกสารการสอบเทียบเครื่องมือตรวจวัดความชื้นสะท้อน

Calibration Certificate

Part Number: 721A2601

Description: Micromate with DIN Geophone

Serial Number: UM20454

Calibration Date: April 21, 2023

Calibration Reference Equipment: SRV-AFR 714J7401

Instantel certifies that the above product was calibrated in accordance with the applicable Instantel procedures. These procedures are part of a quality system that is designed to assure that the product listed above meets or exceeds Instantel specifications.

Instantel further certifies that the measurement instruments used during the calibration of this product are traceable to the National Institute of Standards and Technology; or National Research Council of Canada. Evidence of traceability is on file at Instantel and is available upon request.

The environment in which this product was calibrated is maintained within the operating specifications of the instrument.

Please note that the sensor check function is intended to check that the sensors are connected to the unit, installed in the proper orientation and sufficiently level to operate properly. This function should not be confused with a formal calibration, which requires the sensors be checked against a reference that is traceable to a known standard. Instantel recommends that products be returned to Instantel or an authorized service and calibration facility for annual calibration.

Calibrated By: _____

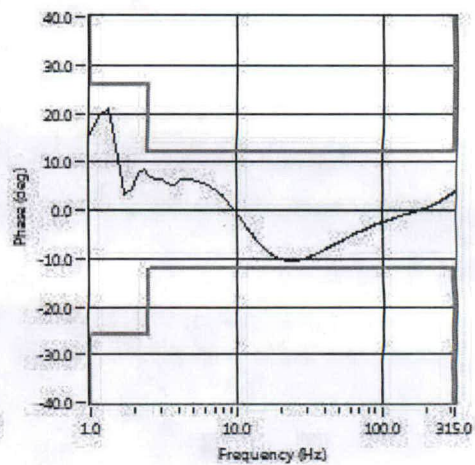
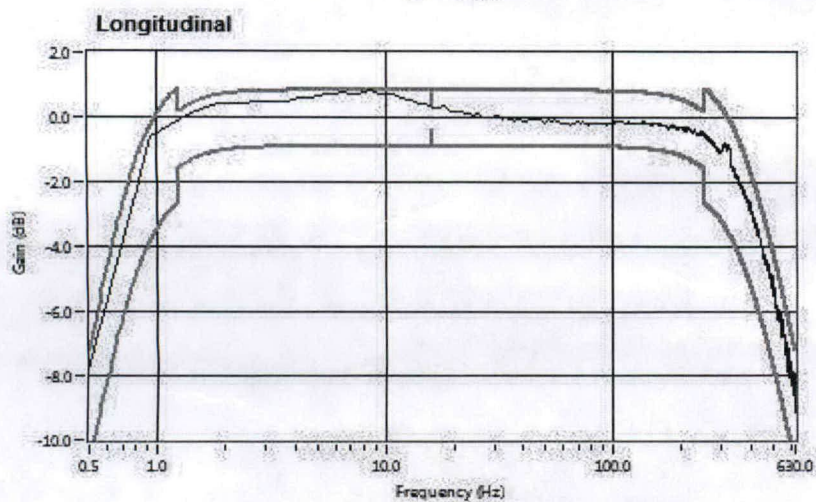
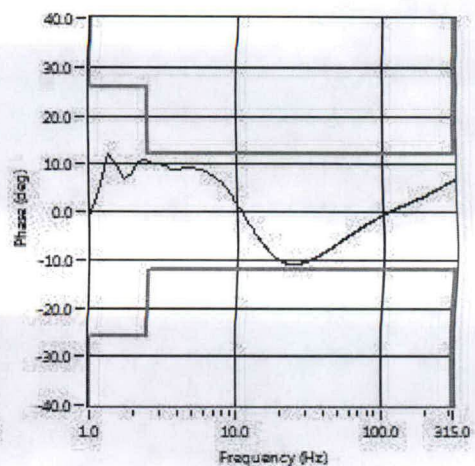
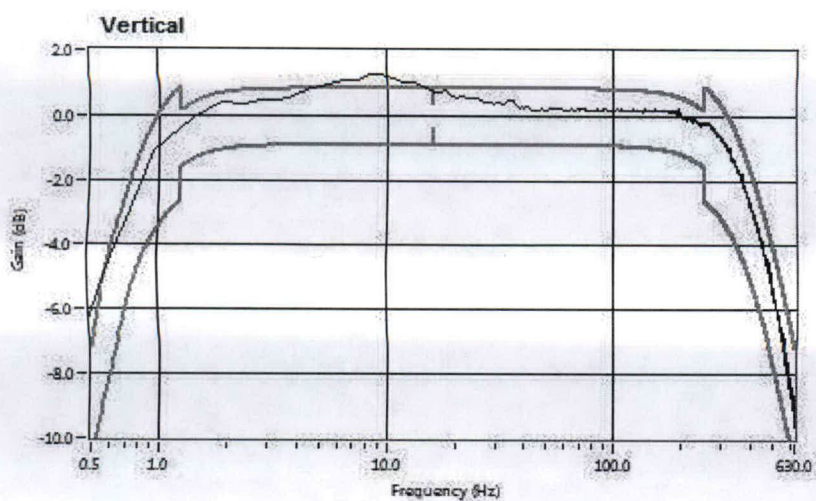
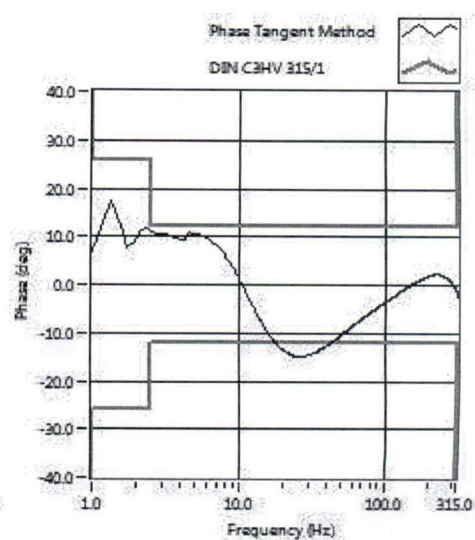
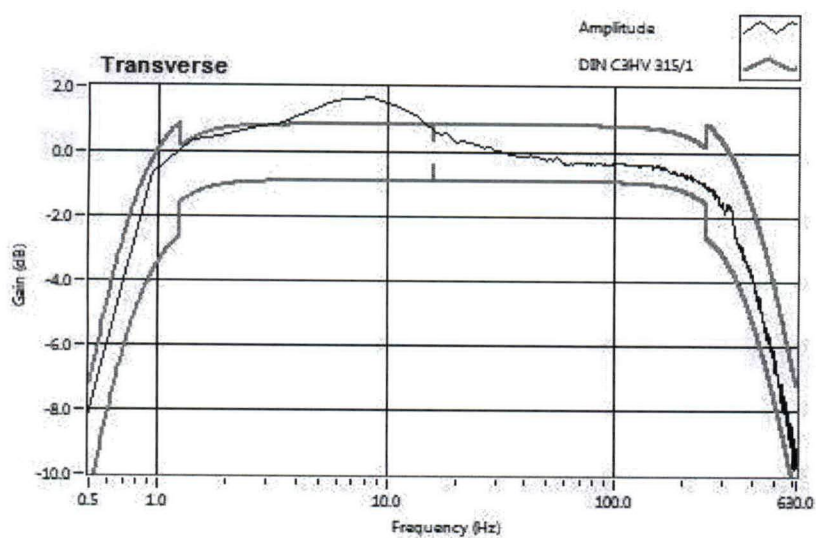
Martin Hogue,



Instantel

309 Legget Drive, Ottawa, Ontario, K2K 3A3, (613) 592-4642

Frequency Response of UM20454 (As Found)



Certificate of Calibration

Certificate No. : 67-420018-1

Page : 1 of 2

Submitted by :

C.E.M Technology (Thailand) Co., Ltd.

219/43 Moo.12 Petchkasem Rd. Omnoi, Krathumban, Samutsakorn 74130 (Head Office)

Equipment :

pH Meter with electrode

pH meter

Manufacturer :

Thermo Scientific

Model : VERSA STAR PRO

Range : N/A

pH

Resolution : 0.01

pH

Serial No. : 12260

ID No. : WW-03-001

Electrode

Model : 9156BNWP

Serial No. : VV1-15843

ID No. : WW-03-001

Environment :

On site calibration was carried out at the Laboratory, C.E.M Technology (Thailand) Co., Ltd.

Ambient Temperature : (23.0 to 24.0)°C

Relative Humidity : (50 to 55) %

Date of Received : 10 February 2024

Date of Calibration : 10 February 2024

Date of Issue : 15 February 2024

Calibrated by :

Permpon Chanpu

Calibration Method :

In-house method CAL-M4201 direct measurement by using standard voltage calibrator and using certified reference material (CRM)

Reference Standard Instruments : This certification is traceable to the International System of Units

1. Multiproduct Calibrator

ID No.	Cert. No.	Due Date	Traceability
400005	SG-E-00307/66	23 Aug 2025	National Institute of Metrology Thailand (NIMT)

2. Standard Buffer Solution

pH	Cert. No.	Lot No.	Exp. Date	Traceability
4.008	61293328	944535	27 Nov 2025	CPA Chem Ltd. Accredited to ISO 17034 and ISO/IEC 17025
6.986	61281486	944537	17 Nov 2024	CPA Chem Ltd. Accredited to ISO 17034 and ISO/IEC 17025
9.997	61281073	944536	17 Nov 2024	CPA Chem Ltd. Accredited to ISO 17034 and ISO/IEC 17025

Approved by :



(Surachai Promthong)

Laboratory Manager

The Uncertainties are for a confidence probability of approximately 95%

This certificate may not be reproduced other than in full except with the prior written approval of the Calibratech Co., Ltd.



Certificate of Calibration

Certificate No. : 67-420018-1

Page : 2 of 2

Result of Calibration :

UUC Condition As-Received : Good

Function : Electrical measurement
pH meter

Performing standard curve by Multiproduct Calibrator at pH (4,7,10)

Adjustment Curve at nominal pH	Applied Voltage (mV)	Nominal Value (pH)	UUC Reading		Correction (mV)	Uncertainty (\pm mV)
			(pH)	(mV)		
4, 7, 10	177.4800	4	4.00	177.4	0.1	0.12
	0.0000	7	7.00	0.0	0.0	0.086
	-177.4800	10	10.00	-177.4	-0.1	0.12

Function :

pH meter with electrode

Performing a three - buffer standard curve using buffer nominal pH (4,7,10)

Adjustment Curve at nominal pH	Standard Buffer (pH)	UUC Reading (pH)	Correction (pH)	Uncertainty (\pm pH)
4, 7, 10	4.008	4.01	0.00	0.0097
	6.986	7.00	-0.01	0.011
	9.997	10.01	-0.01	0.014

Remark

UUC : Unit Under Calibration

This result of calibration was found accurate as shown on date and place of calibration only.

This reported uncertainty of measurement was based on a standard uncertainty multiplied by a coverage factor $k = 2$,
providing a level of confidence of approximately 95%

- o 0 0 -



Approved by :

(Surachai Promthong)
Laboratory Manager

Certificate of Calibration

Certificate No. : 67-400074-1

Page : 1 of 2

Submitted by :

C.E.M Technology (Thailand) Co.,Ltd.

219/43 Moo.12 Petchkasem Rd. Omnoi, Krathumban, Samutsakorn 74130 (Head Office)

Equipment :

Digital Thermometer with Thermistor probe

Temperature Indicator

Manufacturer : Thermo Scientific Model : VERSA STAR PRO

Range : N/A $^{\circ}$ C Resolution : 0.1 $^{\circ}$ C

Serial No. : 12260 ID No. : WW-03-001

Thermistor probe

Model : N/A

Sheath Material : Stainless

Diameter : 6.5 mm.

Length : 120 mm.

Serial No. : PT1-18812

ID No. : WW-03-001

Environment : On site calibration was carried out at the Laboratory, C.E.M Technology (Thailand) Co., Ltd.

Ambient Temperature : (23.0 to 24.0) $^{\circ}$ C

Relative Humidity : (50 to 55) %

Line Voltage : (224.5 to 226.0) VAC

Date of Received : 10 February 2024

Date of Calibration : 10 February 2024

Date of Issue : 15 February 2024

Calibrated by : Permpon Chanpu

Calibration Method : This instrument was calibrated by In-house method comparison technique CAL-M4003
by compared with PRT in the liquid bath at the constant controlled temperature.

The temperature scale used was based on ITS-90

Reference Standard Instruments : This certification is traceable to the International System of Units

1. Platinum Resistance Thermometer (PRT)

ID No. Cert. No. Due Date Traceability

400002 TT-0074-22 20 Jun 2024 National Institute of Metrology Thailand (NIMT)

2. Standard Digital Thermometer

ID No. Cert. No. Due Date Traceability

400033 22E569 22 Feb 2024 National Institute of Metrology Thailand (NIMT)

The Uncertainties are for a confidence probability of approximately 95%

This certificate may not be reproduced other than in full except with the prior written approval of the Calibratech Co.,Ltd.



Certificate of Calibration

Certificate No. : 67-400074-1

Page : 2 of 2

Result of Calibration : Without Adjustment

UUC Condition As-Received : Good

Function : Temperature measurement

Immersion Depth (mm.)	Standard Reading (°C)	UUC Reading (°C)	Correction (°C)	Uncertainty (± °C)
120	25.002	25.0	0.0	0.19

Remarks

UUC : Unit Under Calibration

This result of calibration was found accurate as shown on date and place of calibration only.

This reported uncertainty of measurement was based on a standard uncertainty multiplied by a coverage factor $k = 2$, providing a level of confidence of approximately 95%

-000-




Certificate of Calibration

Certificate No. : 67-420018-3

Page : 1 of 2

Submitted by :

C.E.M Technology (Thailand) Co., Ltd.

219/43 Moo.12 Petchkasem Rd. Omnoi, Krathumban, Samutsakorn 74130 (Head Office)

Equipment :

pH Meter with electrode

pH meter

Manufacturer : Apera

Model : PC 910

Range : N/A

pH

Resolution : 0.01

pH

Serial No. : PC910X1220811001

ID No. : WW-03-002

Electrode

Model : LabSen 211

Serial No. : 2110009213

ID No. : WW-03-002

Environment :

On site calibration was carried out at the Laboratory, C.E.M Technology (Thailand) Co., Ltd.

Ambient Temperature : (23.0 to 24.0) °C

Relative Humidity : (50 to 55) %

Date of Received : 10 February 2024

Date of Calibration : 10 February 2024

Date of Issue : 15 February 2024

Calibrated by : Permpon Chanpu

Calibration Method : In-house method CAL-M4201 direct measurement by using standard voltage calibrator

and using certified reference material (CRM)

Reference Standard Instruments : This certification is traceable to the International System of Units

1. Multiproduct Calibrator

ID No.	Cert. No.	Due Date	Traceability
400005	SG-E-00307/66	23 Aug 2025	National Institute of Metrology Thailand (NIMT)

2. Standard Buffer Solution

pH	Cert. No.	Lot No.	Exp. Date	Traceability
4.008	61293328	944535	27 Nov 2025	CPA Chem Ltd. Accredited to ISO 17034 and ISO/IEC 17025
6.986	61281486	944537	17 Nov 2024	CPA Chem Ltd. Accredited to ISO 17034 and ISO/IEC 17025
9.997	61281073	944536	17 Nov 2024	CPA Chem Ltd. Accredited to ISO 17034 and ISO/IEC 17025

Approved by :

(Surchai Promthong)

Laboratory Manager

The Uncertainties are for a confidence probability of approximately 95%

This certificate may not be reproduced other than in full except with the prior written approval of the Calibratech Co.,Ltd.



Certificate No. : 67-420018-3

Page : 2 of 2

Result of Calibration :

UUC Condition As-Received : Good

Function : Electrical measurement
pH meter

Performing standard curve by Multiproduct Calibrator at pH (4,7,10)

Adjustment Curve at nominal pH	Applied Voltage (mV)	Nominal Value (pH)	UUC Reading		Correction (mV)	Uncertainty (\pm mV)
			(pH)	(mV)		
4, 7, 10	177.4800	4	4.00	177	0	0.59
	0.0000	7	7.00	0	0	0.58
	-177.4800	10	10.00	-178	1	0.59

Function :

pH meter with electrode

Performing a three - buffer standard curve using buffer nominal pH (4,7,10)

Adjustment Curve at nominal pH	Standard Buffer (pH)	UUC Reading		Correction (pH)	Uncertainty (\pm pH)
		(pH)	(pH)		
4, 7, 10	4.008	4.00	0.00	0.00	0.010
	6.986	7.00	-0.01	0.011	0.011
	9.997	10.01	-0.01	0.014	0.014

Remark

UUC : Unit Under Calibration

This result of calibration was found accurate as shown on date and place of calibration only.

This reported uncertainty of measurement was based on a standard uncertainty multiplied by a coverage factor $k = 2$, providing a level of confidence of approximately 95%

- 0(0)0 -



Approved by :

(Surachai Promthong)

Laboratory Manager



Certificate No. : 67-400074-2

Page : 1 of 2

Submitted by :

C.E.M Technology (Thailand) Co.,Ltd.

21943 Moo.12 Petchkasem Rd. Omnoi, Krathumban, Samutsakorn 74130 (Head Office)

Equipment :

Digital Thermometer with Thermistor probe

Temperature Indicator

Manufacturer : Apera Model : PC 910

Range : N/A $^{\circ}$ C Resolution : 0.1 $^{\circ}$ C

Serial No. : PC910X1220811001 ID No. : WW-03-002

Thermistor probe

Model : N/A Sheath Material : Stainless

Diameter : 4.8 mm. Length : 100 mm.

Serial No. : N/A ID No. : WW-03-002

On site calibration was carried out at the Laboratory, C.E.M Technology (Thailand) Co., Ltd.

Environment :

Ambient Temperature : (23.0 to 24.0) $^{\circ}$ C

Relative Humidity : (50 to 55) %

Line Voltage : (224.5 to 226.0) VAC

Date of Received : 10 February 2024

Date of Calibration : 10 February 2024

Date of Issue : 15 February 2024

Calibrated by : Permpon Chanpu

Calibration Method : This instrument was calibrated by In-house method comparison technique CAL-M4003 by compared with PRT in the liquid bath at the constant controlled temperature.

The temperature scale used was based on ITS-90

Reference Standard Instruments : This certification is traceable to the International System of Units

1. Platinum Resistance Thermometer (PRT)

ID No. Cert.No. Due Date Traceability

400002 TT-0074-22 20 Jun 2024 National Institute of Metrology Thailand (NIMT)

2. Standard Digital Thermometer

ID No. Cert.No. Due Date Traceability

400033 22E569 22 Feb 2024 National Institute of Metrology Thailand (NIMT)

The Uncertainties are for a confidence probability of approximately 95%

This certificate may not be reproduced other than in full except with the prior written approval of the Calibratech Co.,Ltd.



Certificate of Calibration

Certificate No. : 67-400074-2

Result of Calibration : Without Adjustment

UUC Condition As-Received : Good

Function : Temperature measurement

Immersion Depth (mm.)	Standard Reading (°C)	UUC Reading (°C)	Correction (°C)	Uncertainty (± °C)
100	25.005	25.1	-0.1	0.19

Remarks

UUC : Unit Under Calibration

This result of calibration was found accurate as shown on date and place of calibration only.

This reported uncertainty of measurement was based on a standard uncertainty multiplied by a coverage factor $k = 2$, providing a level of confidence of approximately 95%

- o l o -




Certificate of Calibration

Equipment: Cooled Incubator
Model: KB 240
Serial No.(or ID): 20180000012164(VWV-16-001)
Manufacturer:
Condition: In Condition
Shelves(pc.): 3

Certificate No.: C31240373
Issued Date: 16 February 2024
Job No.: WO-00017098
Page: 1 of 3
Ventilation Valve: None

Customer: C.E.M Technology (Thailand) Co., Ltd.
 31/8 Moo 13, Tambom Raikhing,
 Amphur Sampran, Nakhonpathom 73210 Thailand.

Environment Condition: Temperature: 24 °C ± 1.1 °C
 Humidity: 63 %RH ± 5.9 %RH
 Voltage: 229 VAC ± 1.2 VAC

Calibration Place: C.E.M Technology (Thailand) Co., Ltd. (Laboratory Room)
 219/43 Moo 12 Petchkasam Road,
 Omnoi Krathum Baen, Samut Sakhon 74130 Thailand

Calibration By: Mr. Ampol Srisumphan

Calibration Date: 14 February 2024

The Method used: In house method, CAL-WI-16, base on TLAS-G20
Traceability: This certificate is traceable to the SI Units maintained by National Institute of Metrology (NIMT), Thailand through DKSH Technology Limited.
 Certificate No. C10240001

Signature of Mr. Ampol Srisumphan
 (Mr. Ampol Srisumphan)

Signature of Mr. Udon Srichana
 (Mr. Udon Srichana)

Person in charge

This certificate is issued the units of measurement according to the International System of Units (SI). It provides traceability of measurement to international or national standard or other recognized national laboratories.
 The measurement uncertainty stated is the expanded uncertainty which is obtained from the standard uncertainty multiplied by the coverage factor ($k=2$) to provide a level of confidence of approximately 95%. It is determined in accordance with the Guide to Expression of Uncertainty in Measurement (GUM).
 These results may be affected by deviations from specified conditions. The results relate only to the items tested, calibrated or sampled. The report shall not be reproduced except in full without approval of DKSH Technology Limited.

ผู้รับบริการและผู้เกี่ยวข้อง
 DKSH Technology Limited
 2533 คู่มือ/ที่รับรองระบบงาน/คู่มือการปฏิบัติงาน 10220
 2533 คู่มือ/ที่รับรองระบบงาน/คู่มือการปฏิบัติงาน 10220
 Phone : +66 2639 7000 Email : info.calibration@dksh.com Website : www.dksh.com/scientific-thailand

Delivering Growth - In Asia and Beyond.



Statements of conformity:

This conformity certificate documents the validity of the following statements of conformity based on the measurement results of corresponding calibration certificate:

The correction of indication determined during calibration are under given measurement and environmental conditions and considering the expanded measurement uncertainty (coverage probability 95%) within the specification. The given measurement uncertainty already includes other all effects by according to the standard method, TLAS-G20. Therefore, those parameters have not been assessed separately.

Tolerance and Decision rules:

Assessment of the conformity of the measurement device are done based on direct comparison of the relevant measurement results with the tolerances and decision rule are prescribed by the customer.

- Decision rule :** ☐ Choice A Binary Statement for Simple Acceptance Rule ($w = 0$), Specific Risk < 50% PFA.
☒ Choice B Non-binary statement with guard band ($w = 1$ U), Pass or Fail Specific Risk < 2.5% PFA and Condition Pass or Condition Fail Specific Risk < 50% PFA.
☐ Choice C Customer defined. Customers may define arbitrary multiple of r to have applied as guard band ($w = r$ U).
; PFA – Probability of False Accept


(Mr. Udon Srichana)
Authorized signatory

Without adjustment

Desired Temperature : 20.0 °C Tolerances : 1.0 °C

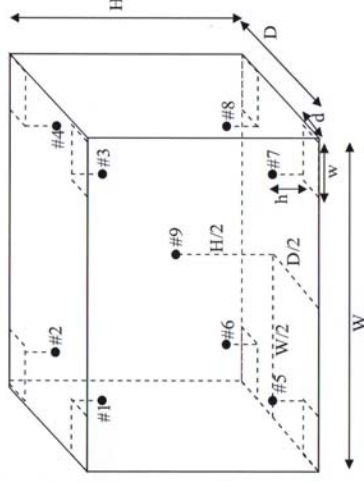
Measurement Temperature at Spread Locations, Indicating of Unit Under Calibration: 20.0 °C

Locations	Measured (°C)	Correction* (°C)	Guard band (W) (± °C)	Tolerance (± °C)	Conformity
#1	20.17	0.17	0.49	1.0	Pass
#2	20.13	0.13	0.49	1.0	Pass
#3	19.99	-0.01	0.56	1.0	Pass
#4	19.98	-0.02	0.60	1.0	Pass
#5	20.21	0.21	0.51	1.0	Pass
#6	20.17	0.17	0.46	1.0	Pass
#7	19.97	-0.03	0.57	1.0	Pass
#8	20.07	0.07	0.47	1.0	Pass
#9	20.13	0.13	0.43	1.0	Pass

Correction* = Measured Temperature - Desired Temperature

The validity of the statements of conformity cannot be guaranteed for different places of use, environmental conditions or improper use

The End of Statements of Conformity



Standard Installation Locations

Volume (Calibration Zone) = 122 (Liters)

Inside chamber: W = 65 (cm) D = 50 (cm) H = 76 (cm)

Standard Locations (#1, #2, #3, #4): w = 7 (cm) d = 5 (cm) h = 8 (cm)

Standard Locations (#5, #6, #7, #8): w = 7 (cm) d = 5 (cm) h = 8 (cm)

#9: Geometric center of the chamber

Position of Std	#1	#2	#3	#4	#5	#6	#7	#8	#9
Channel of Logger	101	102	103	104	105	106	107	108	109

Definitions

Indicating Temperature: The average reading of indicating device which forms the integral part of the enclosure.

Measured Temperature: The average reading of standards at any positions or location.

Measured Uniformity: The maximum difference of measured temperatures between of any probes and the measured temperature at the reference location which are observed at same time or at close observation time as possible to determine the temperature pattern or homogeneity with the chamber at steady-state. The reference probe is preferably located in the geometric center of the chamber.

Measured Stability: The one-half of greatest maximum difference of measured temperatures at any one probe.

Overall Variation: The difference of maximum and minimum measured temperatures throughout observation time.



Calibration Results: Without adjustment

Measurement Temperature at Spread Locations, Indicating of Unit Under Calibration: 20.0 °C

Locations	Measured Temperature (°C)	Correction of UUC, (°C)	Uncertainty (± °C)
#1	20.17	0.17	0.49
#2	20.13	0.13	0.49
#3	19.99	-0.01	0.56
#4	19.98	-0.02	0.60
#5	20.21	0.21	0.51
#6	20.17	0.17	0.46
#7	19.97	-0.03	0.57
#8	20.07	0.07	0.47
#9	20.13	0.13	0.43

Temperature Distribution

Desired (°C)	Setting (°C)	Indicating (°C)	Measured Temperature at Spread Locations (°C)									Uncertainty (± °C)*
			#1	#2	#3	#4	#5	#6	#7	#8	#9	
20.0	20.0	20.0	20.17	20.13	19.99	19.98	20.21	20.17	19.97	20.07	20.13	0.60

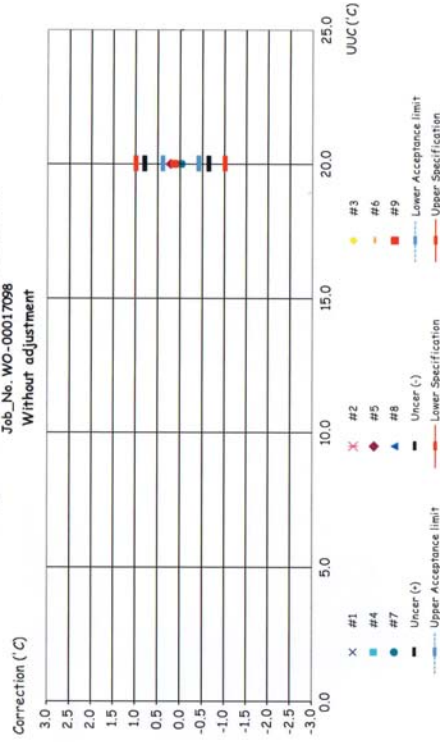
Chamber Characterization

Indicating (°C)	Measured Uniformity (°C)	Measured Stability (± °C)	Overall Variation (°C)
20.0	0.47	0.48	1.13

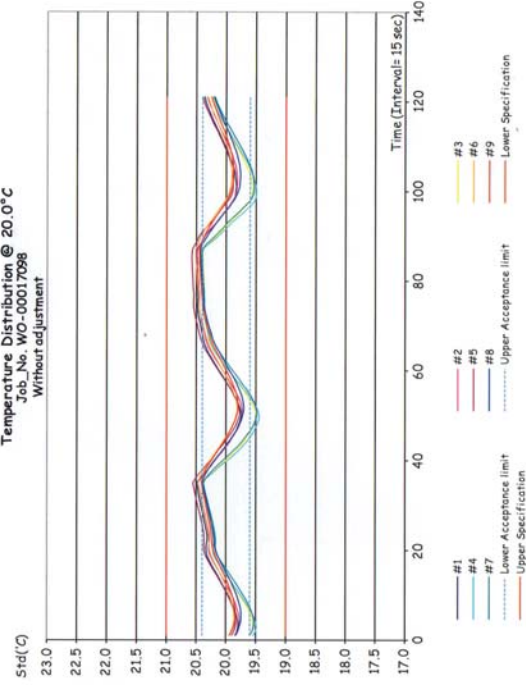
Note: * Maximum uncertainty of the each position

The End of Certificate

Corr. Distribution & Max. Measurement Uncertainty Job No. WO-00017098 Without adjustment



Temperature Distribution @ 20.0 °C Job No. WO-00017098 Without adjustment





ใบตรวจสอบสภาพเครื่องควบคุมอุณหภูมิ

เลขที่ใบงาน: WO-00017098

ชนิดเครื่อง: Cooled Incubator

ยี่ห้อ: KB 240

หมายเลขเครื่อง: 2018000012164(WW-16-001)

ตรวจสอบ (เป็น)		รายการ (เป็น)	ผลการตรวจสอบ (เป็น)	หมายเหตุ
14 Feb 2024	14 Feb 2024			
ปกติ	ไม่ปกติ	General	ปกติ	ไม่ปกติ
<input checked="" type="checkbox"/>	<input type="checkbox"/>	1. ส่วน	<input checked="" type="checkbox"/>	<input type="checkbox"/>
<input checked="" type="checkbox"/>	<input type="checkbox"/>	2. การทำงาน Main Switch	<input checked="" type="checkbox"/>	<input type="checkbox"/>
<input checked="" type="checkbox"/>	<input type="checkbox"/>	3. การทำงาน Selector Key	<input checked="" type="checkbox"/>	<input type="checkbox"/>
<input checked="" type="checkbox"/>	<input type="checkbox"/>	4. การแสดง Display	<input checked="" type="checkbox"/>	<input type="checkbox"/>
<input checked="" type="checkbox"/>	<input type="checkbox"/>	5. การทำงาน ฟลิท	<input checked="" type="checkbox"/>	<input type="checkbox"/>
<input type="checkbox"/>	<input type="checkbox"/>	6. การทำงาน Lever of Ventilation valve	<input type="checkbox"/>	<input type="checkbox"/>
<input checked="" type="checkbox"/>	<input type="checkbox"/>	7. การทำงาน Lever door open / close	<input checked="" type="checkbox"/>	<input type="checkbox"/>
<input checked="" type="checkbox"/>	<input type="checkbox"/>	8. การทำงาน Door seal	<input checked="" type="checkbox"/>	<input type="checkbox"/>
<input checked="" type="checkbox"/>	<input type="checkbox"/>	9. การทำงานของระบบ Safety	<input checked="" type="checkbox"/>	<input type="checkbox"/>
<input checked="" type="checkbox"/>	<input type="checkbox"/>	10. การทำงานของระบบทำความเย็น	<input checked="" type="checkbox"/>	<input type="checkbox"/>
<input type="checkbox"/>	<input type="checkbox"/>	11. การทำงานของระบบทำความร้อน	<input type="checkbox"/>	<input type="checkbox"/>
<input checked="" type="checkbox"/>	<input type="checkbox"/>	12. การทำงานของระบบ	<input checked="" type="checkbox"/>	<input type="checkbox"/>
<input checked="" type="checkbox"/>	<input type="checkbox"/>	13. การทำงานของระบบ	<input checked="" type="checkbox"/>	<input type="checkbox"/>

ผู้ตรวจ:

Mr. Ampol Srisumphan
Service Engineer

บริษัท ดีเคเอส อี.พี.
DKSH Technology Limited
2533 ถนนสุขุมวิท กรุงเทพมหานคร 10260
โทรศัพท์: +662 2539 7000 Email: info.calibration@dksh.com Website: www.dksh.com/certificate-thailand

Delivering Growth - in Asia and Beyond.



Certificate of Calibration

Equipment: Hot Air Oven

Certificate No.: C31240372

Model: UF 55

Issued Date: 15 February 2024

Serial No.(or ID): B219.0142 (WW-05-002)

Job No.: WO-00017098

Manufacturer: Memmert

Page: 1 of 5

Condition: In Condition

Ventilation Valve: Closed

Shelves(pc.): 2

Customer: C.E.M Technology (Thailand) Co., Ltd.

31/8 Moo 13, Tamborn Raikhing,

Amphur Sampran, Nakhonpathom 73210 Thailand.

Environment Condition: Temperature: 29 °C ± 0.6 °C

Humidity: 61 %RH ± 5.3 %RH

Voltage: 230 VAC ± 1.5 VAC

Calibration Place:

C.E.M Technology (Thailand) Co., Ltd. (Laboratory Room)

219/43 Moo 12 Petchkasam Road,

Omnoi Krathum Baen, Samut Sakhon 74130 Thailand

Calibration By:

Mr. Ampol Srisumphan

Calibration Date:

14 February 2024

The Method used:

In house method, CAL-WI-16, base on TLAS-G20

Traceability:

This certificate is traceable to the SI Units maintained by National Institute

of Metrology (NIMT), Thailand through DKSH Technology Limited.

Certificate No. C10240001

Signature of the Engineer

(Mr. Ampol Srisumphan)

Person in charge

Authorized signatory

(Mr. Udon Srichana)

This certificate is issued in the units of measurement according to the International System of Units (SI). It provides traceability of measurement to international or national standard or other recognized national laboratories.
The measurement uncertainty stated is the expanded uncertainty which is obtained from the standard uncertainty multiplied by the coverage factor (k=2) to provide a level of confidence of approximately 95%. It is determined in accordance with the Guide to Expression of Uncertainty in Measurement (GUM).
These results may be affected by deviations from specified conditions. The results relate only to the items tested, calibrated or sampled. The report shall not be reproduced except in full without approval of DKSH Technology Limited.

บริษัท ดีเคเอส อี.พี.
DKSH Technology Limited
2533 ถนนสุขุมวิท กรุงเทพมหานคร 10260
โทรศัพท์: +662 2539 7000 Email: info.calibration@dksh.com Website: www.dksh.com/certificate-thailand

Delivering Growth - in Asia and Beyond.

CAL-FM-C31-10: 12 Sep 2022

Calibration Results: Without adjustment

Measurement Temperature at Spread Locations, Indicating of Unit Under Calibration: 104.0 °C

Locations	Measured Temperature (°C)	Correction of UUC (°C)	Uncertainty (± °C)
#1	104.38	0.38	0.39
#2	104.15	0.15	0.39
#3	104.39	0.39	0.39
#4	104.26	0.26	0.39
#5	103.88	-0.12	0.39
#6	104.13	0.13	0.39
#7	104.47	0.47	0.39
#8	104.41	0.41	0.39
#9	104.65	0.65	0.39

Standard Installation Locations

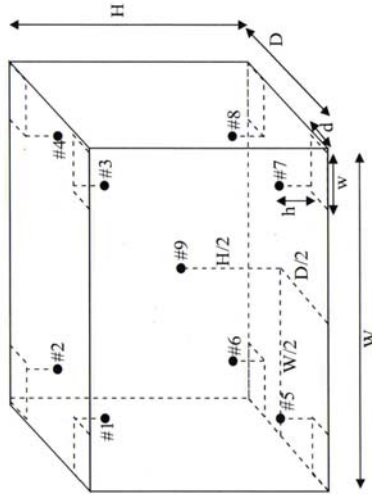
Volume (Calibration Zone) = 21 (Liters)

Inside chamber: W = 40 (cm) D = 33 (cm) H = 40 (cm)

Standard Locations (#1, #2, #3, #4): w = 5 (cm) d = 5 (cm) h = 5 (cm)

Standard Locations (#5, #6, #7, #8): w = 5 (cm) d = 5 (cm) h = 5 (cm)

#9: Geometric center of the chamber



Position of Std	#1	#2	#3	#4	#5	#6	#7	#8	#9
Channel of Logger	201	202	203	204	205	206	207	208	209

Definitions

Indicating Temperature: The average reading of indicating device which forms the integral part of the enclosure.

Measured Temperature: The average reading of standards at any positions or location.

Measured Uniformity: The maximum difference of measured temperatures between of any probes and the measured temperature at the reference location which are observed at same time or at close observation time as possible to determine the temperature pattern or homogeneity with the chamber at steady-state. The reference probe is preferably located in the geometric center of the chamber.

Measured Stability: The one-half of greatest maximum difference of measured temperatures at any one probe.

Overall Variation: The difference of maximum and minimum measured temperatures throughout observation time.

Temperature Distribution

Desired (°C)	Setting (°C)	Indicating (°C)	Measured Temperature at Spread Locations (°C)									Uncertainty (± °C)*
			#1	#2	#3	#4	#5	#6	#7	#8	#9	
104.0	104.0	104.0	104.38	104.15	104.39	104.26	103.88	104.13	104.47	104.41	104.65	0.39

Chamber Characterization

Indicating (°C)	Measured Uniformity (°C)	Measured Stability (± °C)	Overall Variation (°C)
104.0	0.83	0.12	0.96

Note: * Maximum uncertainty of the each position



Without adjustment (Cont.)

Measurement Temperature at Spread Locations, Indicating of Unit Under Calibration: 180.0 °C

Locations	Measured Temperature (°C)	Correction of UUC. (°C)	Uncertainty (± °C)
#1	180.34	0.34	0.56
#2	179.98	-0.02	0.56
#3	180.46	0.46	0.56
#4	180.34	0.34	0.56
#5	180.63	0.63	0.56
#6	180.33	0.33	0.56
#7	179.22	-0.78	0.56
#8	179.80	-0.20	0.56
#9	180.74	0.74	0.56

Temperature Distribution

Desired (°C)	Setting (°C)	Indicating (°C)	Measured Temperature at Spread Locations (°C)									Uncertainty (± °C)*
180.0	180.0	180.0	#1	#2	#3	#4	#5	#6	#7	#8	#9	0.56
			180.34	179.98	180.46	180.34	180.63	180.33	179.22	179.80	180.74	

Chamber Characterization

Indicating (°C)	Measured Uniformity (°C)	Measured Stability (± °C)	Overall Variation (°C)
180.0	1.59	0.08	1.66

Note: * Maximum uncertainty of the each position

The End of Certificate



Without adjustment (Cont.)

Measurement Temperature at Spread Locations, Indicating of Unit Under Calibration: 110.0 °C

Locations	Measured Temperature (°C)	Correction of UUC. (°C)	Uncertainty (± °C)
#1	110.40	0.40	0.46
#2	110.15	0.15	0.46
#3	110.45	0.45	0.46
#4	110.37	0.37	0.46
#5	110.42	0.42	0.46
#6	110.29	0.29	0.46
#7	109.86	-0.14	0.46
#8	110.12	0.12	0.46
#9	110.51	0.51	0.46

Temperature Distribution

Desired (°C)	Setting (°C)	Indicating (°C)	Measured Temperature at Spread Locations (°C)									Uncertainty (± °C)*
110.0	110.0	110.0	#1	#2	#3	#4	#5	#6	#7	#8	#9	0.46
			110.40	110.15	110.45	110.37	110.42	110.29	109.86	110.12	110.51	

Chamber Characterization

Indicating (°C)	Measured Uniformity (°C)	Measured Stability (± °C)	Overall Variation (°C)
110.0	0.71	0.11	0.86

Note: * Maximum uncertainty of the each position



Refer to Certificate No.: C31240372 Page: 1 of 2

Statements of conformity:

This conformity certificate documents the validity of the following statements of conformity based on the measurement results of corresponding calibration certificate:

The correction of indication determined during calibration are under given measurement and environmental conditions and considering the expanded measurement uncertainty (coverage probability 95%) within the specification. The given measurement uncertainty already includes other all effects by according to the standard method, TLAS-G20. Therefore, those parameters have not been assessed separately.

Tolerance and Decision rules:

Assessment of the conformity of the measurement device are done based on direct comparison of the relevant measurement results with the tolerances and decision rule are prescribed by the customer.

- Decision rule :** ☐ Choice A Binary Statement for Simple Acceptance Rule ($w = 0$), Specific Risk < 50% PFA.
- ☒ Choice B Non-binary statement with guard band ($w = 1$ U), Pass or Fail Specific Risk < 2.5% PFA and Condition Pass or Condition Fail Specific Risk < 50% PFA.
- ☐ Choice C Customer defined. Customers may define arbitrary multiple of r to have applied as guard band ($w = r$ U).
- : PFA – Probability of False Accept


(Mr. Udon Srichana)
Authorized signatory

Without adjustment

Desired Temperature : 104.0 °C Tolerances : 1.0 °C

Measurement Temperature at Spread Locations, Indicating of Unit Under Calibration: 104.0 °C

Locations	Measured (°C)	Correction* (°C)	Guard band (W) (± °C)	Tolerance (± °C)	Conformity
#1	104.38	0.38	0.39	1.0	Pass
#2	104.15	0.15	0.39	1.0	Pass
#3	104.39	0.39	0.39	1.0	Pass
#4	104.26	0.26	0.39	1.0	Pass
#5	103.88	-0.12	0.39	1.0	Pass
#6	104.13	0.13	0.39	1.0	Pass
#7	104.47	0.47	0.39	1.0	Pass
#8	104.41	0.41	0.39	1.0	Pass
#9	104.65	0.65	0.39	1.0	Condition Pass

Correction* = Measured Temperature - Desired Temperature

The validity of the statements of conformity cannot be guaranteed for different places of use, environmental conditions or improper use

DKSH Technology Limited
2533 Sukhumvit Road, Bangkok, Prachinok, Bangkok 10260
Phone: +66 2539 7000 Email: info.calibration@dksh.com Website: www.dksh.com/scientific-thailand

Delivering Growth - In Asia and Beyond.

CAL-FM-C31-10: 12 Sep 2022



Refer to Certificate No.: C31240372 Page: 2 of 2

Statements of conformity:(Cont.)

Without adjustment (Cont.)

Desired Temperature : 110.0 °C Tolerances : 5.0 °C

Measurement Temperature at Spread Locations, Indicating of Unit Under Calibration: 110.0 °C

Locations	Measured (°C)	Correction* (°C)	Guard band (W) (± °C)	Tolerance (± °C)	Conformity
#1	110.40	0.40	0.46	5.0	Pass
#2	110.15	0.15	0.46	5.0	Pass
#3	110.45	0.45	0.46	5.0	Pass
#4	110.37	0.37	0.46	5.0	Pass
#5	110.42	0.42	0.46	5.0	Pass
#6	110.29	0.29	0.46	5.0	Pass
#7	109.86	-0.14	0.46	5.0	Pass
#8	110.12	0.12	0.46	5.0	Pass
#9	110.51	0.51	0.46	5.0	Pass

Correction* = Measured Temperature - Desired Temperature

The validity of the statements of conformity cannot be guaranteed for different places of use, environmental conditions or improper use

Without adjustment

Desired Temperature : 180.0 °C Tolerances : 2.0 °C

Measurement Temperature at Spread Locations, Indicating of Unit Under Calibration: 180.0 °C

Locations	Measured (°C)	Correction* (°C)	Guard band (W) (± °C)	Tolerance (± °C)	Conformity
#1	180.34	0.34	0.56	2.0	Pass
#2	179.98	-0.02	0.56	2.0	Pass
#3	180.46	0.46	0.56	2.0	Pass
#4	180.34	0.34	0.56	2.0	Pass
#5	180.63	0.63	0.56	2.0	Pass
#6	180.33	0.33	0.56	2.0	Pass
#7	179.22	-0.78	0.56	2.0	Pass
#8	179.80	-0.20	0.56	2.0	Pass
#9	180.74	0.74	0.56	2.0	Pass

Correction* = Measured Temperature - Desired Temperature

The validity of the statements of conformity cannot be guaranteed for different places of use, environmental conditions or improper use

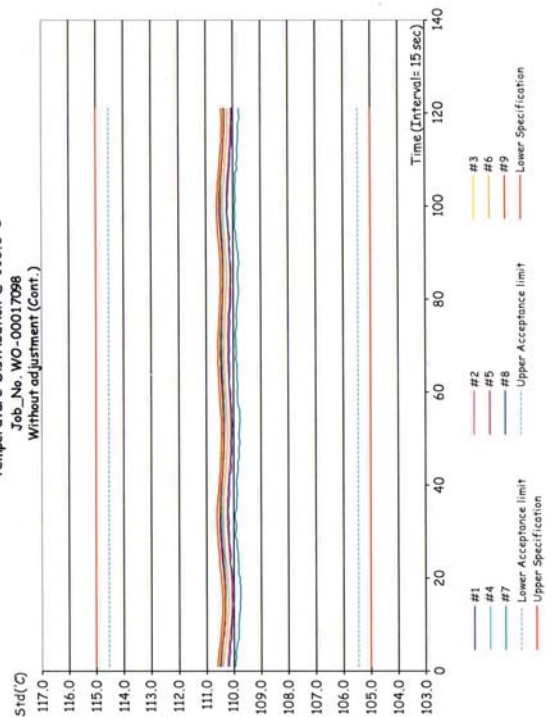
The End of Statements of Conformity

DKSH Technology Limited
2533 Sukhumvit Road, Bangkok, Prachinok, Bangkok 10260
Phone: +66 2539 7000 Email: info.calibration@dksh.com Website: www.dksh.com/scientific-thailand


Delivering Growth - In Asia and Beyond.

CAL-FM-C31-10: 12 Sep 2022

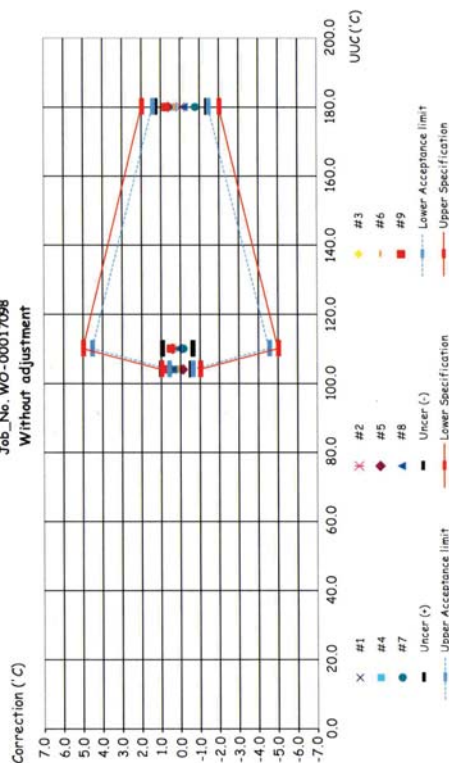
Temperature Distribution @ 110.0°C
Job_No. WO-00017098
Without adjustment (Cont.)



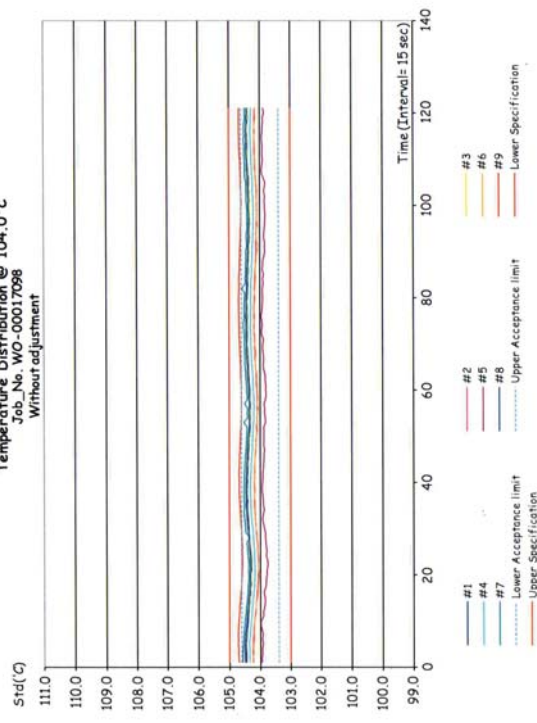
Temperature Distribution @ 180.0°C
Job_No. WO-00017098
Without adjustment (Cont.)



Corr_Distribution & Max_Measurement Uncertainty
Job_No. WO-00017098
Without adjustment



Temperature Distribution @ 104.0°C
Job_No. WO-00017098
Without adjustment





ใบตรวจสอบสภาพเครื่องควบคุมอุณหภูมิ

เลขที่ใบงาน: WO-00017098

ชนิดเครื่องใช้: Hot Air Oven

หมายเลขเครื่อง: B219.0142 (WW-05-002)

รุ่น: UF-55

รายการ (It.)	รายการตรวจสอบ		รายการ (It.)		หมายเหตุ
	14 Feb 2024	14 Feb 2024	14 Feb 2024	14 Feb 2024	
1. ส่วนใด	<input checked="" type="checkbox"/>	<input checked="" type="checkbox"/>	2. การทำงาน Main Switch	<input checked="" type="checkbox"/>	
3. การทำงาน Selector Key	<input checked="" type="checkbox"/>	<input checked="" type="checkbox"/>	4. การแสดง Display	<input checked="" type="checkbox"/>	
5. การทำงาน พัดลม	<input checked="" type="checkbox"/>	<input checked="" type="checkbox"/>	6. การทำงาน Lever of Ventilation valve	<input checked="" type="checkbox"/>	
7. การทำงาน Lever door open / close	<input checked="" type="checkbox"/>	<input checked="" type="checkbox"/>	8. การทำงาน Door seal	<input checked="" type="checkbox"/>	
9. การทำงานระบบความปลอดภัย Safety	<input checked="" type="checkbox"/>	<input checked="" type="checkbox"/>	10. การทำงานระบบแจ้งเตือนความชื้น	<input checked="" type="checkbox"/>	
11. การทำงานระบบควบคุมความชื้น	<input checked="" type="checkbox"/>	<input checked="" type="checkbox"/>	12. การทำงานเซ็นเซอร์	<input checked="" type="checkbox"/>	
13. การทำงานโหมด ควบคุมอุณหภูมิ	<input checked="" type="checkbox"/>	<input checked="" type="checkbox"/>			

ผู้ตรวจ:

Mr. Ampol Srisumphan
Service Engineer

บริษัท วิทยาศาสตร์ ดิเคช จำกัด (มหาชน)
DKSH Technology Limited
2533 หมู่ 9 ตำบลบางพลีใหญ่ อำเภอบางพลี จังหวัดสมุทรปราการ 10600
Phone: +66 2639 7005 Email: info.calibration@dksh.com Website: www.dksh.com/scientific-thailand

Delivering Growth - In Asia and Beyond.



Harikul Science Co., Ltd.
694 Soi Ratchaditwit 24, Pacharatbamphen,
Samsennook, Hualkhwang, Bangkok 10310
Tel: 0-274-2456 Fax: 0-274-2443
Email: info@harikul.com www.harikul.com

CERT. No.: HS-U059H

Certificate of Calibration

Calibration Date : 28 Aug 23

Submitted by : C.E.M TECHNOLOGY (THAILAND) Co., LTD.
219/43 Moo 12, Peichkasem Road, Omnoi, Krathumban,
Samutsakom 74130

Model : YSI 5000

S/N : 18L109487

Probe : YSI 5010

S/N : 22G100123

ID NO. :

Air Temp ref : S/N. F8065C26

Barometric ref : S/N. F8065C26

Water Temp ref : S/N. 11430

Salinity : 0 ppt

Technician : Kittipong M.

Calibration Details

Calibration Point	100% air sat. (@20 °C, DO = 9.09 mg/l)	(status)	(status)
Measurement 1 (mg/l)	9.08	(PASS)	-
Measurement 2 (mg/l)	9.08	(PASS)	-
Measurement 3 (mg/l)	9.08	(PASS)	-
Measurement 4 (mg/l)	9.08	(PASS)	-
Measurement 5 (mg/l)	9.08	(PASS)	-
Measurement 6 (mg/l)	9.08	(PASS)	-
Measurement 7 (mg/l)	9.08	(PASS)	-
Measurement 8 (mg/l)	9.08	(PASS)	-
Measurement 9 (mg/l)	9.09	(PASS)	-
Measurement 10 (mg/l)	9.09	(PASS)	-

Mean Measurement : 9.08 mg/l
Inaccuracy : 0.01 mg/l

Overall Status : (PASS)

Manufacturer Specification

Accuracy = +/- 0.02 mg/l

- 1) This certificate is issued based on the result that are found as shown on date and place of test only.
- 2) The calibration procedure followed in accordance with Harikul Science Co., Ltd.
- 3) This result shall not be used for advertising purpose.

Technician Signature
(Kittipong Maekwong)

Supreecha Su
Laboratory Manager
(Supreecha Sumritam)



Avio200 Preventive Maintenance Report

Company Name: CEM TECHNOLOGY
Instrument Location: 219/43 Krathum Baen District
Samut Sakhon 74130
Instrument Serial No.: M79S2103051
Date: 02-Aug-2023

ICP-OES/Avio200 Preventive Maintenance (PM)					
Company Name:		CEM TECHNOLOGY.			
Address (Instrument Location):		219/43 Krathum Baen District Samut Sakhon 74130			
Serial Number:		M7952103051	PM Number:	4 of 4 Warranty	
Customer Name (if applicable):		K. Wichuda	Telephone Number:	086 905 4664	
Service Engineer Name:		K. Chayanan	Service Order Number:	WO-02409475	
Date PM Performed: (DD-MM-YYYY)		02-Aug-2023	Next PM Due Date: (DD-MM-YYYY)	02-Feb-2024	
Standard Labor Hours to Complete PM :			4 hours		

Part Number	Release	Publication Date
09370140 Rev.5	B	January 2018



Scope

The purpose of this PM is to ensure the continued functionality of the PerkinElmer/Avio200 by inspecting and replacing any worn or damaged parts. This service should only be performed by a trained representative of PerkinElmer.

The customer should save their method before the PM begins.

General Instructions:

The customer must provide the engineer operational data to demonstrate recent instrument performance prior to starting the PM. Always check with the customer before making any changes that may affect the customer's analysis or calibration, including a current back-up of system software and/or data files. The completed document should be signed by an authorized PerkinElmer and customer representative and left with the customer. Update the PM sticker and instrument logbook as required.

Copyright Information

This document contains proprietary information that is protected by copyright. All rights are reserved. No part of this publication may be reproduced in any form whatsoever or translated into any language without the prior, written permission of PerkinElmer, Inc. Copyright © 2013 PerkinElmer, Inc.

Trademarks

Registered names, trademarks, etc. used in this document, even when not specifically marked as such, are protected by law. PerkinElmer is a registered trademark of PerkinElmer, Inc. All other trademarks and registered trademarks not owned by PerkinElmer, Inc. or its subsidiaries that are depicted herein are the property of their respective owners.

Except as specifically set forth in its terms and conditions of sale, PerkinElmer makes no warranty of any kind with regard to this document, including, but not limited to, the implied warranties of merchantability and fitness for a particular purpose.

PerkinElmer shall not be liable for incidental or consequential damages in connection with the furnishing or use of this document.

Component List

Component / Specific Model	Serial #	Configuration Notes
Avio200	M7952103051	Syngistix V 5.1.0.0293
S23 Autosampler	0121106523	

Parts Lists

Parts Included with the PM		
Part Number (if applicable)	Description	Quantity
09995098	Air Filter-Spectrometer	Not Applicable
N077520	Air Filter-RF Generator	Not Applicable
09992731	Axial Window	Not Applicable
B0810377	Radial Window	Not Applicable
N0770438	O-ring kit, injector support adapter	Not Applicable
N0780437	O-ring kit, torch	Not Applicable

Additional Reagents and Standards Required for PM			
Part Number (if applicable)	Description	Quantity	Batch/Lot # Expiration Date: (MM/YY)
N0691579	Multi-Element Standard (N069-1579 diluted 10X)	1	57-024CRX1 Oct-2024
N9300221	Instrument Calibration-4 (N9300221 diluted 100X)	1	54-134CRY1 Jun-2024

Procedure Checklist

Use (✓) to check off those steps in the checklist that have been completed.

1. General:

- ✓ Ask customer about unit's performance since last visit.
- ✓ Check incoming AC line voltage under load for proper levels and grounding.
- ✓ Is the instrument operational?

2. Mechanical:

- ✓ Inspect and clean all fans and filters.
- ✓ Inspect and replace torch components and necessary.
Torch Components Replaced: ☐Yes ☒No
If yes, list components replaced:
- ✓ Inspect all tubing for signs of cracking or leaking and replace as necessary.
Tubing Replaced: ☒Yes ☐No
If yes, list tubing replaced:
- ✓ Inspect the peristaltic pump for proper operation.
- ✓ Check and adjust if necessary, the external nitrogen, argon shear gas and water supply pressures.
- ✓ Check and adjust if necessary, the internal nitrogen, main argon, torch argon and shear gas pressures

Regulator	Measured Pressure	Set Pressure
Nitrogen	N/A	NA (calibrated in Factory)
Main Argon	76	76psig
Torch Argon	67	67psig
Shear Gas	65	65psig
Water	35	35psi

- ✓ Check the shear gas nozzle for blockages and proper, uniform flow.
- ✓ Inspect nitrogen Hi/Low purge and shear gas solenoids for proper function.
- ✓ Inspect the function of all spectrometer motors. Drive the motors from the Spectrometer DCM. Check all motors, couplings, set screws, gears or drive assembly located on the spectrometer (prism/grating wavelength drives, slits, shutter, DV mirror, XY mirror) if problems are found.
- ✓ Perform preventative maintenance on the chiller as required. Make the customer aware of the importance of maintaining the chiller fluid level and filter replacement.
- ✓ Drain air compressor surge tank.
- ✓ Clean exterior of instrument.

3. Electrical:

- ☒ Visually inspect all PC boards for cleanliness and signs of corrosion.
- ☒ Check all RF generator and spectrometer power supply voltages.
- ☒ Run instrument diagnostic checks from the appropriate Device Control Module.

RF Generator:

- ☒ Check the RF generator status screens.
- ☒ Check the function of all interlocks.

Spectrometer:

- ☒ Check the spectrometer status screens.
- ☒ Check for proper function of all motors from the Motor Control window.

4. Optical:

- ☒ Check the neon lamp for proper operation.
- ☒ Ensure that neon initialization passes at power up.
- ☒ Ensure that there is a single, well defined peak of sufficient intensity (approximately 15,000 to 60,000 cts.) for the 703.241nm neon line viewed in the DCM Collect Spectra window. Re-generate the neon correction table if problems are encountered. If problems are still exhibited after the table is re-generated, replace the neon lamp assembly.

Neon Lamp Replaced: ☐ Yes ☒ No

- ☒ Perform the Initialize Optics routine from the Spectrometer Control window.
- ☒ Ensure that the routine passes with no error codes. If it fails, run a manual prism scan from the spectrometer DCM.
- ☒ Insure the Dark Current measurement (Detector Calibration) passes at initialization.
- ☒ Check the shutter home sensor position.
- ☒ Check prism/electronics temperature sensor readback values from the DCM. It is normal for these readings to be shown in red. A typical prism temperature is approximately 29.5 degree C. A typical electronics temperature is approximately 35 degree C.
- ☒ Check the detector temperature from the DCM for -7.0 to -8.5 degree C. If outside of this range the detector cooling fan may not be operational. Further inspection may be necessary.
- ☒ Inspect for proper function of the transfer optics. 1) shutter 2) DV mirror 3) X/Y mirror.
- ☒ Clean or replace the axial and radial view windows as necessary.

Axial Window Replaced: ☒ Yes ☐ No
Radial Window Replaced: ☒ Yes ☐ No

5. Post PM Performance Tests:

- ☒ Perform View Align.

5.1 Spectral Resolution:

- ☒ Measure the spectrometers ability to separate two adjacent wavelengths.

Parameter	Specification	Test Result	Pass/Fail
As 193.696 - Resolution	≤0.009	0.007	Passed
Ni 231.604 - Resolution	≤0.011	0.009	Passed
Ni 341.476 - Resolution	≤0.015	0.013	Passed
Ba 455.403 - Resolution	≤0.020	0.017	Passed

5.2 Precision:

- ☒ Test for reproducibility of a set of measurement.

Parameter	Specification	Test Result	Pass/Fail
Zn 213.856	%RSD ≤ 1 %	0.46	Passed
Mg 280.856	%RSD ≤ 1 %	0.25	Passed
Mg 285.207	%RSD ≤ 1 %	0.22	Passed
Ba 455.403	%RSD ≤ 1 %	0.15	Passed

5.3 Mn BEC:

- ☒ Run Axial and Radial BEC according to the A&T spec, or the commissioning test procedure.

Mn Background Equivalent Concentration:

Method "MnBEC" For Samples "IB (2% HNO_3)" and "IS (N069-1579/10)", record intensities.

Calculated BEC: $\text{BEC} = (\text{IB} * \text{Conc of Std}) / (\text{IS} - \text{IB})$. Where Conc of Std = 1,000 PPB

Element	Mode	Conc.	IB	IS
Mn 257.610	Radial	1,000 ppb	66993.5	1909809.2
Mn 257.610	Axial	1,000 ppb	152396.8	10817525.8
Mn 257.610	IB* Conc.	IS - IB	BEC	Spec
Radial	66993500	1842815.7	20.25	<30 PPB
Axial	152396800	106651.29	13.12	<30 PPB

6. Review:

- ☒ Review with the customer PM work performed.
- ☒ Discuss recommended customer supplied materials to have on hand.
- ☒ Attach PM sticker.



THAI HEART CALIBRATION CO., LTD.
112/1 Moo 5, Phraek Sa, Muang, Samut Prakan 10280
Tel. 0-2394-2162, 0-2351-4435; 0-2757-8496 Fax. 0-2757-8507



Additional Comments

Additional Comments Regarding the PM

Review

The preventive maintenance checks and if applicable performance tests for ICP-OES/Avio200 have been completed.

This ICP-OES/Avio200 Passes ☒ Fails ☐ the preventive maintenance.

Review of Preventive Maintenance:

Authorized PerkinElmer Representative:

Chaymark

Date: 02-Aug-2023
(DD-MM-YYYY)

Authorized Customer Representative:

Wong

Date: 02-Aug-2023
(DD-MM-YYYY)

CERTIFICATE OF CALIBRATION

Certificate No.: T0-2109034/23 Page 1 of total 4 pages

Customer

C.E.M TECHNOLOGY (THAILAND) CO., LTD.
219/43 Moo 12, Petchkasem Road, Onmnoi,
Krathumban, Samutsakorn 74130

Equipment

Thermo Reactor

Manufacturer

Spectroquant

Model

TR 420

Serial No.

23290802

ID No.

-

Description

Resolution of UUC : 1 °C

Environmental Conditions

Ambient Temperature: (23 ± 3) °C

Relative Humidity: (50 ± 15) %

Atmospheric Pressure: -

Calibration Location

Blue Devils Laboratory (TL)

Received Date

21 September 2023

Calibration Date

22 September 2023

Date of Issue

23 September 2023

Condition of Artifacts

Used conditions but can be calibrated

Checked by

[Signature]

Approved by

[Signature]

Act as Technical Manager

Representative of Managing Director

() (Krisyosl K.) () (Sakda Y.)
() (Patiphan K.) () (Onnapa P.)
() (Pongsak H.) () (Nitiyong K.)
() (Kanung C.) () (Nonthachai K.)
() (Pramong P.) () (Noppol P.)

(Dr. Ekachai Puttitwong)

Certificate No.: T0-2109034/23

Page 2 of total 4 pages

Reference Method :

- The calibration method used was CP-142 based on an in-house method.
- The temperature scale used was an ITS-90.
- This certificate can be traceable to the national standards, which is realized the shown measurement units according to the International System of Units (SI Units).

Reference Standard Instruments:

Type	Model	Serial No.	Cert. No.	Due Date	Traceability
Data Logger with Sensors	34972A/ 34901A	MY59002120/ MY41211040	10-0302002/23	Feb. 3, 2024	THC

Remark: This certificate is traceable to the International System of Unit (SI Unit) through:

- THC, Thai Heart Calibration Co., Ltd.

Measurement Results:

L

Hole No.	UUC Setting (°C)	Standard Reading (°C)	UUC Reading (°C)	Correction (°C)	Stability of UUC (± °C)	Uncertainty (± °C)
# 1	150	149.9	150	-0.1	0.22	0.68
# 2	150	149.8	150	-0.2	0.14	
# 3	150	149.5	150	-0.5	0.21	
# 4	150	149.8	150	-0.2	0.20	
# 5	150	149.1	150	-0.9	0.16	
# 6	150	149.6	150	-0.4	0.32	
# 7	150	149.2	150	-0.8	0.14	
# 8	150	149.7	150	-0.3	1.80	
# 9	150	149.5	150	-0.5	0.18	
# 10	150	149.1	150	-0.9	0.16	
# 11	150	149.1	150	-0.9	0.16	
# 12	150	149.2	150	-0.8	0.17	

UUC : Unit Under Calibration

FE-169

Calibrated by Pongsak
REV.02/02/24/21

Certificate No.: T0-2109034/23

Page 3 of total 4 pages

Measurement Results (Cont.):

R

Hole No.	UUC Setting (°C)	Standard Reading (°C)	UUC Reading (°C)	Correction (°C)	Stability of UUC (± °C)	Uncertainty (± °C)
# 1	150	150.2	150	0.2	0.25	0.68
# 2	150	150.2	150	0.2	0.29	
# 3	150	150.0	150	0.0	0.29	
# 4	150	149.6	150	-0.4	0.18	
# 5	150	149.1	150	-0.9	0.13	
# 6	150	149.5	150	-0.5	0.25	
# 7	150	149.1	150	-0.9	0.16	
# 8	150	149.1	150	-0.9	0.13	
# 9	150	149.7	150	-0.3	0.20	
# 10	150	149.5	150	-0.5	0.20	
# 11	150	149.2	150	-0.8	0.13	
# 12	150	149.6	150	-0.4	0.23	

UUC : Unit Under Calibration

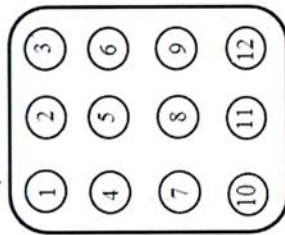
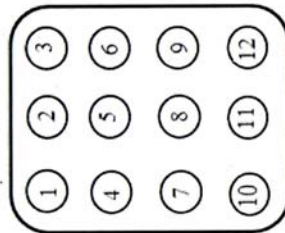
Calibrated by Pongsak
REV.02/02/24/21

FE-169

Certificate No.: T0-2109034/23

Page 4 of total 4 pages

Measurement Results (Cont.):



The above reported uncertainty of measurement is the expanded uncertainty obtained by multiplying the standard uncertainty with the coverage factor $k = 2.00$, providing a level of confidence approximately 95%.

- End of Certificate -

Calibrated by: Pongsak
REV.02.02/24/21

Performance Verification Certificate

Job No. LSPR2306369

Equipment: AA SPECTROMETER

Serial No.: A7310

Manufacturer: GBC Scientific

Verification Date: 23-Jun-2023

Model Type: SavantAA

Customer: บริษัท ซี.ดี.เอ็ม เทคโนโลยี (ไทยแลนด์) จำกัด

219/43 หมู่12 ถนนพหลโยธิน ตำบลคลองน้อย อำเภอคลองหลวง จังหวัดปทุมธานี 74130

Result of Verification

Test Description	Criteria	Reading	Result
1. EHT Photometric Noise (if >350 V)	< 350 V Std. Dev <0.0002	332 V	PASS
2. Wavelength Accuracy, Cu 324.75 nm	± 0.20 nm	324.65 nm	PASS
3. Wavelength Accuracy, Cs 852.10 nm	± 0.20 nm	852.30 nm	PASS
4. Slit Width 0.2 nm	± 0.02 nm	0.22 nm	PASS
5. Slit Width 0.5 nm	± 0.05 nm	0.51 nm	PASS
6. Slit Width 1.0 nm	± 0.10 nm	0.99 nm	PASS
7. Standard Gauze Screen 0.49 Abs* BC mode with gauze BC mode without gauze Difference between With gauze and without gauze	± 0.02 Abs. -0.0001 Abs. -0.0004 Abs. < 0.004 Abs.	0.4888 Abs. -0.0001 Abs. -0.0004 Abs. 0.0003 Abs.	PASS PASS PASS
8. ABS Reading 5ppm Cu	> 0.7 Abs.	0.740 Abs.	PASS
9. %RSD	< 0.5 %	0.48 %	PASS

* Write in the criteria column the Abs reading on the gauze screen calibration label

We hereby certify that instrument complies with GBC factory specifications

Your satisfaction is our promise @ DKSH Technology Limited

Verification By: Mr. NIWAT SUPATANIT

Signatory: [Signature]

Issued Date: 3-Jul-2023

DKSH Technology Limited
2533 Sukhumvit Road, Bangkok, Phraekhanong, Bangkok 10260
Phone +662 639 7000, www.dksh.com

Delivering growth - in Asia and beyond

02 639 7000

This is to certify that

Niwat Supatanit

From

**DKSH Technology Limited
Thailand**

has successfully completed GBC Service
Training including hardware and software training,
installation and repair on the following instruments:

AAS Instruments and Accessories
UV-Vis Instruments and Accessories
ICP-OES Quantima and Accessories

Introduction to:

ICP-TOFMS OptiMass

High Performance Liquid Chromatography

X-ray Equipment Emma

Training conducted in Penang, Malaysia

From 22 July to 2 August 2019

Geoff

Geoff Condict
CEO



Supelco

www.sigmaaldrich.com

Certified Reference Material Reference material certificate

Copper Standard for AAS

Product no.: 38996

Lot no.: BCCH9264

Description of CRM: Copper metal (pure material) in 2% HNO₃ (prepared with HNO₃ suitable for trace analysis and high-purity water, 18.2 MΩ·cm, 0.22 µm filtered).

Expiry date: JUN 2025

Storage: Store at 5°C-25°C

Density (certified) at 20°C: 1011.3 kg m⁻³ ± 0.5 kg m⁻³

TraceCERT
Reference Material

Constituent: Certified values at 20°C and expanded uncertainties, $U = k \cdot u$ ($k = 2$) [1][2]

Copper	989 mg kg ⁻¹ ± 4 mg kg ⁻¹	1000 mg L ⁻¹ ± 4 mg L ⁻¹
--------	---	--

Metrological traceability:

Certified values are traceable to the International System of units (SI) through a metrologically valid weighing process. Details see "Details on metrological traceability" [3]

Measurement method:

The certified value is determined by high-precision weighing of thoroughly characterized starting materials and verified by measurement against NIST SRMs or similar CRMs in accordance with ISO/IEC 17025 [4]

Intended use:

Calibration of AAS, ICP, spectrophotometry or any other analytical technique.

Instructions for handling and correct use:

The bottle's temperature must be 20°C. Shake well before every use. If storage of a partially used bottle is necessary (at the user's risk), the cap should be tightly sealed and the bottle should be stored at reduced temperature (e.g. refrigerator) to minimize transpiration rate.

Health and safety information:

Please refer to the Safety Data Sheet for detailed information about the nature of any hazard and appropriate precautions to be taken.

Packaging:

250 mL HDPE bottle

Accreditation:

Sigma-Aldrich Production GmbH is accredited by the Swiss Accreditation Service SAS as reference material producer under no. SRMS 0001 in accordance with international standard ISO 17034 [5]

Certificate issue date:

29 JUL 2022



ISO 17034
SRMS 0001

S. Matt

S. Matt - CRM Operations

Dr. P. Zell - Approving Officer

Sigma-Aldrich Production GmbH, Industriestrasse 25, 9471 Buchs, Switzerland;
Tel +41-81-755-2511; Fax +41-81-756-5445; www.sigmaaldrich.com
Sigma-Aldrich Production GmbH is a subsidiary of Merck KGaA, Darmstadt, Germany.

Certificate Page 1 of 3

Certificate version 01





CERTIFICATE OF CONFORMANCE

Equipment name : Gauze membrane
Serial Number : F104
Procedure Used : NIST neutral density filter: 8661/SRM 930D (1210)
Reference Standard : Spectrophotometer, LIBRA S70
Serial Number : 136821

Result :

Wavelength (nm)	Measured Value (A.U.)
440	0.489

Valid for 12 months from date of issue.

Issue Date : 5 March 2023
Operator by : Mr. Niwat Supatanit

PREVENTIVE MAINTENANCE AND PERFORMANCE VERIFICATION REPORT

ATOMIC ABSORPTION SPECTROPHOTOMETER (AAS)

Issued Date: 23/06/23

Customer : บริษัท ซี.อี.เอ็ม เทคโนโลยี (ไทยแลนด์) จำกัด

Manufacturer : GBC Scientific Equipment Pty Ltd.

Address : 219/43 หมู่12 ถนนเพชรเกษม ตำบลจอมน้อย

Model : SavantAA

อำเภอกระทุ่มแบน จังหวัดสมุทรสาคร 74130

Serial No : A7310

Location :

Contract :


Power on switch and initial status

Instrument Ready, มีค่าความเข้มข้น 2.489


Preventive Maintenance	Pass	Fail	Remarks
Electrical Voltage			
- Main voltage (power supply check 220V \pm 10V).	<input checked="" type="checkbox"/>	<input type="checkbox"/>	220.1 V
- Power indicator light (Replace if faulty).	<input checked="" type="checkbox"/>	<input type="checkbox"/>	N/A
- Power core (Clean or replace as appropriate).	<input checked="" type="checkbox"/>	<input type="checkbox"/>	N/A
- Fan (Clean or replace filter element as appropriate).	<input checked="" type="checkbox"/>	<input type="checkbox"/>	N/A
Environment			
- Temperature (10 to 35 deg.C)	<input checked="" type="checkbox"/>	<input type="checkbox"/>	25.1 C
- Humidity (8 to 80%).	<input checked="" type="checkbox"/>	<input type="checkbox"/>	44 %
- Air Quality (No Dust)	<input checked="" type="checkbox"/>	<input type="checkbox"/>	N/A
- No corrosive vapours present from laboratory sample preparation or external sources.	<input checked="" type="checkbox"/>	<input type="checkbox"/>	N/A
Optics			
- Windows lens (Clean or replace as appropriate).	<input checked="" type="checkbox"/>	<input type="checkbox"/>	Ready
- Light Source (Check operation. Replace if required).	<input checked="" type="checkbox"/>	<input type="checkbox"/>	Ready
- D2 Lamp (Check operation. Replace if required).	<input checked="" type="checkbox"/>	<input type="checkbox"/>	Ready
Gas system			
- General (Tube and Fitting /Check for leaks).	<input checked="" type="checkbox"/>	<input type="checkbox"/>	Ready
- Air Zero (Inlet pressure range 300-400 kPa).	<input checked="" type="checkbox"/>	<input type="checkbox"/>	400kPa
- Acetylene (Inlet pressure range 55-96 kPa).	<input checked="" type="checkbox"/>	<input type="checkbox"/>	0.1kPa
- Nitrous oxide (Inlet pressure range 300-400 kPa).	<input type="checkbox"/>	<input type="checkbox"/>	
Computer			
- Operating system	<input checked="" type="checkbox"/>	<input type="checkbox"/>	Windows 7
- Software Version	<input checked="" type="checkbox"/>	<input type="checkbox"/>	Savant 3.0
- Verify that all computer links and installed software operate correctly	<input checked="" type="checkbox"/>	<input type="checkbox"/>	Ready

Spray Chamber Type

☐ ABR Spray Chamber



☒ Standard Spray Chamber



Preventive Maintenance		Pass	Fail	Remark
Flame system				
-	Burner head (Clean the jaws using GBC Burner Cleaning Card).	<input checked="" type="checkbox"/>	<input type="checkbox"/>	Ready
-	Burner mount (Check for wear. Replace the burner retaining plate if required).	<input checked="" type="checkbox"/>	<input type="checkbox"/>	Ready
-	Spray chamber (Visually inspect the bead for cracks, pitting or solid deposits. Check or replace O-ring kit).	<input checked="" type="checkbox"/>	<input type="checkbox"/>	Ready
-	Safety interlocks			
	➢ Burner (Check for Interlocks connector)	<input checked="" type="checkbox"/>	<input type="checkbox"/>	Ready
	➢ Spray chamber (Check for Interlocks connector)	<input checked="" type="checkbox"/>	<input type="checkbox"/>	Ready
-	Pressure relief bung. (Check or replace O-ring)	<input checked="" type="checkbox"/>	<input type="checkbox"/>	Ready
-	Nebulizer (Clean and check operation / Replace the O-ring)	<input checked="" type="checkbox"/>	<input type="checkbox"/>	Ready
-	Gas connections (Check for leaks).	<input checked="" type="checkbox"/>	<input type="checkbox"/>	Ready
-	Capillary tube (Check bends and clog).	<input checked="" type="checkbox"/>	<input type="checkbox"/>	Ready
-	Liquid trap (Drain / clean and replace O-ring).	<input checked="" type="checkbox"/>	<input type="checkbox"/>	Ready

Gas Flow Optimisation

	Pass	Fail	Remark
- Bleed gas lines (Relieve pressure in the spray chamber).	<input checked="" type="checkbox"/>	<input type="checkbox"/>	Ready
- Ignitor (Ignite the flame several times to check ignition reliability. Replace the glow plug if required).	<input checked="" type="checkbox"/>	<input type="checkbox"/>	Ready
- Extinguish (Check operation).	<input checked="" type="checkbox"/>	<input type="checkbox"/>	Ready
- Horizontal movement (Check operation for STD. Spray Chamber).	<input checked="" type="checkbox"/>	<input type="checkbox"/>	Ready
- Vertical movement (Check operation for STD. Spray Chamber).	<input checked="" type="checkbox"/>	<input type="checkbox"/>	Ready
- Burner Adjuster (Check operation for ABR Spray Chamber)			
➢ Burner Angle (° C)	<input type="checkbox"/>	<input type="checkbox"/>	
➢ Angle Zero (mm)	<input type="checkbox"/>	<input type="checkbox"/>	
➢ Work head Height (mm)	<input type="checkbox"/>	<input type="checkbox"/>	
➢ Work head Centre (mm)	<input type="checkbox"/>	<input type="checkbox"/>	

Note:

N/A

Signature	
Customer :	Date :
(.....)	
Service Engineer : <u>Niwat S.</u>	Maintenance Date : <u>23 / Jun / 2023</u>
(Mr. NIWAT SUPATANIT)	



บริการลูกค้า

Job No. LSPR2306389
Service contract Basic Plan
Service contract Performance Plan

Performance Verification	Specification	Actual Value	Pass	Failed	Remarks
1. Wavelength accuracy (optic calibration check).	Cu 324.75 nm \pm 0.2 nm Cs 852.10 nm \pm 0.2 nm	324.65 nm 852.20 nm	<input checked="" type="checkbox"/>	<input type="checkbox"/>	
2. Slit width accuracy (0.2 nm, 0.5 nm, 1.0 nm)	0.2 nm \pm 0.02 nm 0.5 nm \pm 0.05 nm 1.0 nm \pm 0.10 nm	0.216 nm 0.51 nm 0.99 nm	<input checked="" type="checkbox"/> <input checked="" type="checkbox"/> <input checked="" type="checkbox"/>	<input type="checkbox"/> <input type="checkbox"/> <input type="checkbox"/>	
3. EHT	<350V	332V	<input checked="" type="checkbox"/>	<input type="checkbox"/>	
4. Absorbance accuracy (absorbance calibration check). ➢ Gauze 0.49 A.U.	Reading \pm 10% of calibrated value.	0.4988 Abs.	<input checked="" type="checkbox"/>	<input type="checkbox"/>	
5. Background correction (optics alignment check). difference between measurement with and without 0.49 A.U. gauze for 10 samples.	SavantAA <1% SensAA/XplorAA <2%	BC on with gauze: -0.0001 Abs BC on without gauze: -0.0004 Abs	<input checked="" type="checkbox"/>	<input type="checkbox"/>	
6. Sensitivity / noise flame test (aqueous Cu solution test under air-acetylene flame).	Cu 5 ppm >0.7 A.U. <0.5% RSD	0.7396 Abs 0.48 %	<input checked="" type="checkbox"/> <input checked="" type="checkbox"/>	<input type="checkbox"/> <input type="checkbox"/>	

Note: N/A

Signature	Date :
Customer : ()	Maintenance Date : 23 / Jun / 2023
Service Engineer : Niwat S. (Mr. NIWAT SUPATANIT)	



Certificate of Calibration

Aquion RFIC: Anion (ID#1084)

This certificate is to verify that instrument below are calibrated
by Archemica International Co., Ltd.

Aquion S/N: 221280114
AS-DV S/N: 2205880126

For
C.E.M Technology (Thailand) Co., Ltd.



Operator Signature: Date: Jan 25, 2024
(Mr. Itsaraphap Bumrungrjeam)
Applications Chemist

การดูแลบำรุงรักษาเชิงป้องกัน Preventive Maintenance



บริษัท ดีเคเอสเอช เทคโนโลยี จำกัด

ฝ่ายบริการหลังการขาย

โทร 0 2 639 7000 E-mail: service.tec.th@dksh.com

ฝ่ายขายและการตลาด

โทร 0 2 639 7000 E-Mail : marketing.tec.th@dksh.com

Website : www.dksh.co.th/technology/scientific-thailand

เงื่อนไขการให้บริการ Preventive Maintenance

บริษัทฯ จะส่งวิศวกรผู้ชำนาญ เพื่อให้บริการตรวจซ่อมบำรุงของการบริการ เฉพาะ ในวันและเวลา ราชการ หากมีความประสงค์ที่จะรับบริการนอกเหนือจากวัน เวลา ราชการ (วันหยุดเสาร์ – อาทิตย์ หรือวันหยุด นักชดถุณ) บริษัทฯ จะคิดค่าบริการเพิ่มเติมตามอัตราที่กฎหมายแรงงานกำหนดไว้

ขอบข่ายการบริการ

- ตรวจสภาพการทำงานต่าง ๆ ของเครื่องมือ
- ทดสอบประสิทธิภาพการทำงานของเครื่องมือ
- รายการผลการตรวจสอบเครื่องมือ

หมายเหตุ

- ราคาไม่รวมถึงค่าบริการซ่อมหรือ เปลี่ยนอะไหล่ที่ชำรุดเสียหาย หรือหมดสภาพการใช้งาน
- ในกรณีที่ผู้รับบริการอยู่นอกเขตที่ให้บริการ บริษัทฯ จำเป็นต้องคิดค่าใช้จ่ายเพิ่มเติม ใต้ค่าเดินทาง เป็นต้น
- บริษัทฯ ขอสงวนสิทธิ์ในการเปลี่ยนแปลงราคา โดยไม่แจ้งให้ทราบล่วงหน้า



ช่องทางการติดต่อ

DKSH Technology Limited (บริษัท ดีเคเอสเอช เทคโนโลยี จำกัด)
เลขที่ 2533 ถนนสุขุมวิท แขวงบางจาก เขตพระโขนง กรุงเทพฯ 10260
เลขประจำตัวผู้เสียภาษี 010-555-001-4547 (สำนักงานใหญ่)



Call center 0 2 639 7000



DKSH Scientific



www.dksh.com/scientific-thailand



marketing.tec.th@dksh.com



@dkshscientific

Preventive Maintenance Contract

จำนวนในการทำสัญญาบริการครั้งต่อปี
ครั้งที่ 1. วันที่ 15/05/2024.....

รายละเอียดผู้รับบริการ

หน่วยงาน	บริษัท จี.อี.เอ็ม เทคโนโลยี (ไทยแลนด์) จำกัด		
ที่อยู่	219/43 หมู่12 ถนนพหลโยธิน ตำบลอ้อมน้อย อำเภอกระทุ่มแบน จังหวัดสมุทรสาคร 74130		
โทรศัพท์	0869054664	แฟกซ์	-

ผู้ติดต่อ

ชื่อ - นามสกุล	คุณศิริพร พินพา		
ตำแหน่ง	เจ้าหน้าที่ห้องปฏิบัติการ		
โทรศัพท์	0869054664	เบอร์โทร	-
E-mail	lab.cemtech1@gmail.com		

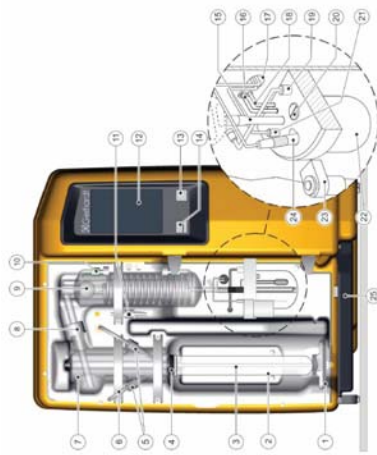
รายละเอียดผู้ให้บริการ

บริษัท ดีเคเอสเอช เทคโนโลยี จำกัด (ฝ่ายบริการหลังการขาย) (สำนักงานใหญ่) เลขที่ 2533 ถนนสุขุมวิท แขวงบางจาก เขตพระโขนง กรุงเทพฯ 10260 โทรศัพท์ 0 2 693 7000 Email: sudana.sk@dksh.com เจ้าหน้าที่ประสานงาน : คุณสุตารัตน์ ศรีรัตน์ โทรศัพท์ 090 678 6925			
เจ้าหน้าที่ผู้ให้บริการ	นายวิชาญ สดอาด		
ตำแหน่ง	Specialist, Technical Service.		
โทรศัพท์	0938138736	แฟกซ์	-
E-mail	Jirayut.js@dksh.com		

ลงนามผู้รับบริการ	ลงนามผู้ให้บริการ
ตัวจริง (.....)	ตัวจริง (นายวิชาญ สดอาด)
ตำแหน่ง	ตำแหน่ง Specialist, Technical Service.
วันที่ / ประทับตราบริษัท	วันที่ / ประทับตราบริษัท 15/05/2024

JOB:LSPR2403415.....MODEL:VAP.200.....S/N: GER5200180181.
Operational Qualification (OQ)
อุปกรณ์ทดสอบทางชีวภาพ

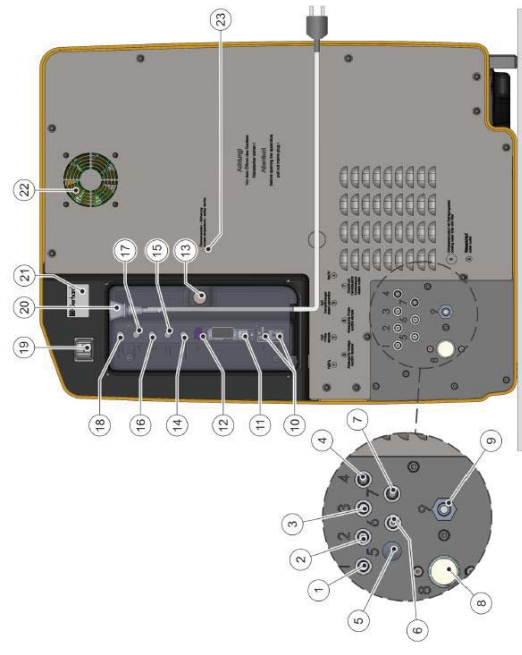
FRONT



No		PASS	FAIL	N/A
1	Quick clamping device with clamping block	<input checked="" type="checkbox"/>	<input type="checkbox"/>	<input type="checkbox"/>
2	Digestion tube 250/300 ml	<input checked="" type="checkbox"/>	<input type="checkbox"/>	<input type="checkbox"/>
3	PTFE steam inlet tubing	<input checked="" type="checkbox"/>	<input type="checkbox"/>	<input type="checkbox"/>
4	Connection stopper , Viton	<input checked="" type="checkbox"/>	<input type="checkbox"/>	<input type="checkbox"/>
5	Screw cap GL18	<input checked="" type="checkbox"/>	<input type="checkbox"/>	<input type="checkbox"/>
6	PTFE-inlet tubing NaOH	<input checked="" type="checkbox"/>	<input type="checkbox"/>	<input type="checkbox"/>
7	Distribution head made of glass	<input checked="" type="checkbox"/>	<input type="checkbox"/>	<input type="checkbox"/>
8	Screw cap GL32	<input checked="" type="checkbox"/>	<input type="checkbox"/>	<input type="checkbox"/>
9	Distillation condenser made of glass	<input checked="" type="checkbox"/>	<input type="checkbox"/>	<input type="checkbox"/>
10	Screw cap GL14	<input checked="" type="checkbox"/>	<input type="checkbox"/>	<input type="checkbox"/>
11	Ventilation valve	<input checked="" type="checkbox"/>	<input type="checkbox"/>	<input type="checkbox"/>
12	Control panel	<input checked="" type="checkbox"/>	<input type="checkbox"/>	<input type="checkbox"/>
13	Operating Button	<input checked="" type="checkbox"/>	<input type="checkbox"/>	<input type="checkbox"/>
14	USB interface (with protective cap)	<input checked="" type="checkbox"/>	<input type="checkbox"/>	<input type="checkbox"/>
15	Silicone tubing 8/10 for distillate discharge **	<input type="checkbox"/>	<input type="checkbox"/>	<input checked="" type="checkbox"/>
16	Verprene tubing 4/8 , receiver suction **	<input type="checkbox"/>	<input type="checkbox"/>	<input checked="" type="checkbox"/>
17	Cable duct for electrode cable + titration tube**	<input type="checkbox"/>	<input type="checkbox"/>	<input checked="" type="checkbox"/>
18	Silicone tubing 4/7 , boric acid inlet**	<input checked="" type="checkbox"/>	<input type="checkbox"/>	<input type="checkbox"/>
19	Sensor for level monitoring including connector**	<input type="checkbox"/>	<input type="checkbox"/>	<input checked="" type="checkbox"/>
20	Agitator motor with propeller**	<input type="checkbox"/>	<input type="checkbox"/>	<input checked="" type="checkbox"/>
21	Titration acid inlet tube **	<input type="checkbox"/>	<input type="checkbox"/>	<input checked="" type="checkbox"/>
22	Receiver glass**	<input type="checkbox"/>	<input type="checkbox"/>	<input checked="" type="checkbox"/>
23	Holder for pH electrode , removable**	<input type="checkbox"/>	<input type="checkbox"/>	<input checked="" type="checkbox"/>
24	pH electrode (combined electrode)**	<input type="checkbox"/>	<input type="checkbox"/>	<input checked="" type="checkbox"/>
25	Drip tray PP	<input checked="" type="checkbox"/>	<input type="checkbox"/>	<input type="checkbox"/>

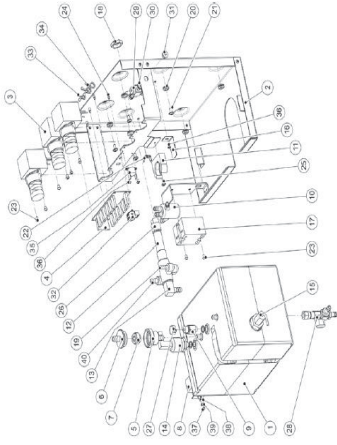
** only VAP 450

REAR



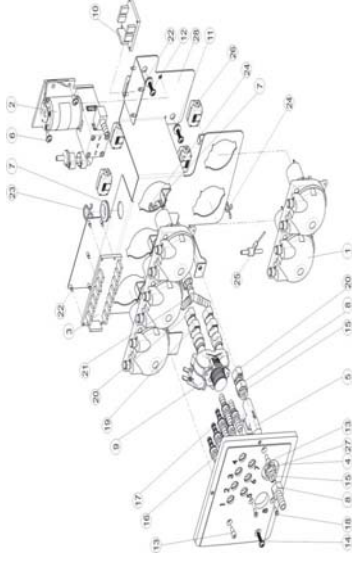
No		PASS	FAIL	N/A
1	Tube connection for sample H3BO3 supply	<input type="checkbox"/>	<input type="checkbox"/>	<input checked="" type="checkbox"/>
2	Tube connection for sample H2O supply	<input type="checkbox"/>	<input type="checkbox"/>	<input checked="" type="checkbox"/>
3	Tube connection for steam generator H2O supply	<input checked="" type="checkbox"/>	<input type="checkbox"/>	<input type="checkbox"/>
4	Tube connection for NaOH supply	<input checked="" type="checkbox"/>	<input type="checkbox"/>	<input type="checkbox"/>
5	Tube connection for receiver glass extraction	<input checked="" type="checkbox"/>	<input type="checkbox"/>	<input type="checkbox"/>
6	Tube connection for sample waste extraction	<input checked="" type="checkbox"/>	<input type="checkbox"/>	<input type="checkbox"/>
7	Tube connection . overpressure steam outlet	<input checked="" type="checkbox"/>	<input type="checkbox"/>	<input type="checkbox"/>
8	Connection for cooling water supply (with cleaning sieve)	<input checked="" type="checkbox"/>	<input type="checkbox"/>	<input type="checkbox"/>
9	Tube connection for cooling water outlet	<input checked="" type="checkbox"/>	<input type="checkbox"/>	<input type="checkbox"/>
10	4 X USB interface	<input checked="" type="checkbox"/>	<input type="checkbox"/>	<input type="checkbox"/>
11	1 X RS-232 Interface	<input checked="" type="checkbox"/>	<input type="checkbox"/>	<input type="checkbox"/>
12	LAN Interface	<input checked="" type="checkbox"/>	<input type="checkbox"/>	<input type="checkbox"/>
13	Screw cap for Perspex cover	<input checked="" type="checkbox"/>	<input type="checkbox"/>	<input type="checkbox"/>
14	Connection socket for sample waste tank level monitoring	<input checked="" type="checkbox"/>	<input type="checkbox"/>	<input checked="" type="checkbox"/>
15	Connection (not used)	<input type="checkbox"/>	<input type="checkbox"/>	<input type="checkbox"/>
16	Connection socket for H2O tank level monitoring	<input checked="" type="checkbox"/>	<input type="checkbox"/>	<input type="checkbox"/>
17	Connection socket for H3BO3 tank level monitoring	<input checked="" type="checkbox"/>	<input type="checkbox"/>	<input type="checkbox"/>
18	Connection socket for NaOH tank level monitoring	<input checked="" type="checkbox"/>	<input type="checkbox"/>	<input type="checkbox"/>
19	Overcurrent circuit breaker	<input checked="" type="checkbox"/>	<input type="checkbox"/>	<input type="checkbox"/>
20	Apparatus socket (mains cable connection)	<input checked="" type="checkbox"/>	<input type="checkbox"/>	<input type="checkbox"/>
21	Rating plate with serial number	<input checked="" type="checkbox"/>	<input type="checkbox"/>	<input type="checkbox"/>
22	Exhaust air fan	<input checked="" type="checkbox"/>	<input type="checkbox"/>	<input type="checkbox"/>
23	Excess temperature switch	<input checked="" type="checkbox"/>	<input type="checkbox"/>	<input type="checkbox"/>

Inside Steam generator



No		PASS	FAIL	N/A
1	Steam generator	<input checked="" type="checkbox"/>	<input type="checkbox"/>	<input type="checkbox"/>
2	Steam generator traverse	<input checked="" type="checkbox"/>	<input type="checkbox"/>	<input type="checkbox"/>
3	Pinch valve	<input checked="" type="checkbox"/>	<input type="checkbox"/>	<input type="checkbox"/>
4	Circuit board distributor	<input checked="" type="checkbox"/>	<input type="checkbox"/>	<input type="checkbox"/>
5	Valve tubing connection	<input checked="" type="checkbox"/>	<input type="checkbox"/>	<input type="checkbox"/>
6	Housing safety valve	<input checked="" type="checkbox"/>	<input type="checkbox"/>	<input type="checkbox"/>
7	Safety valve SKT	<input checked="" type="checkbox"/>	<input type="checkbox"/>	<input type="checkbox"/>
8	Excess temperature protection , steam generator	<input checked="" type="checkbox"/>	<input type="checkbox"/>	<input type="checkbox"/>
9	Safety valve G 1/8 0.5 bar	<input checked="" type="checkbox"/>	<input type="checkbox"/>	<input type="checkbox"/>
10	Ventilation glass pinch valve VAPODEST	<input checked="" type="checkbox"/>	<input type="checkbox"/>	<input type="checkbox"/>
11	Hose clamp for ventilation clamp	<input checked="" type="checkbox"/>	<input type="checkbox"/>	<input type="checkbox"/>
12	Distributor PP	<input checked="" type="checkbox"/>	<input type="checkbox"/>	<input type="checkbox"/>
13	Angle connection PP	<input checked="" type="checkbox"/>	<input type="checkbox"/>	<input type="checkbox"/>
14	Pressure transmitter	<input checked="" type="checkbox"/>	<input type="checkbox"/>	<input type="checkbox"/>
15	Level switch	<input checked="" type="checkbox"/>	<input type="checkbox"/>	<input type="checkbox"/>
16	Fixing bracket steam generator	<input checked="" type="checkbox"/>	<input type="checkbox"/>	<input type="checkbox"/>
17	Relay HT+	<input checked="" type="checkbox"/>	<input type="checkbox"/>	<input type="checkbox"/>
18	VA Hexagon nut 1/2"	<input checked="" type="checkbox"/>	<input type="checkbox"/>	<input type="checkbox"/>
19	Angle connection 1/8"	<input checked="" type="checkbox"/>	<input type="checkbox"/>	<input type="checkbox"/>
20	Bushing nipple 6-10-14	<input checked="" type="checkbox"/>	<input type="checkbox"/>	<input type="checkbox"/>
21	VA Lens head screw M5 X 10	<input checked="" type="checkbox"/>	<input type="checkbox"/>	<input type="checkbox"/>
22	Grounding connection , 2-pole	<input checked="" type="checkbox"/>	<input type="checkbox"/>	<input type="checkbox"/>
23	VA Lens head screw M4 X 6	<input checked="" type="checkbox"/>	<input type="checkbox"/>	<input type="checkbox"/>
24	Spacer bolt 5 mm	<input checked="" type="checkbox"/>	<input type="checkbox"/>	<input type="checkbox"/>
25	VA Lens head screw M4 X 10	<input checked="" type="checkbox"/>	<input type="checkbox"/>	<input type="checkbox"/>
26	Tubing connection	<input checked="" type="checkbox"/>	<input type="checkbox"/>	<input type="checkbox"/>
27	Hose clamp 14.5 mm	<input checked="" type="checkbox"/>	<input type="checkbox"/>	<input type="checkbox"/>
28	Module ball valve with nozzles	<input checked="" type="checkbox"/>	<input type="checkbox"/>	<input type="checkbox"/>
29	Cross manifold with spout	<input checked="" type="checkbox"/>	<input type="checkbox"/>	<input type="checkbox"/>
30	Seal copper G 1/8	<input checked="" type="checkbox"/>	<input type="checkbox"/>	<input type="checkbox"/>
31	Locking screw 1/8"	<input checked="" type="checkbox"/>	<input type="checkbox"/>	<input type="checkbox"/>
32	Pin strip	<input checked="" type="checkbox"/>	<input type="checkbox"/>	<input type="checkbox"/>
33	Bundle clamp 12 H 4500	<input checked="" type="checkbox"/>	<input type="checkbox"/>	<input type="checkbox"/>
34	Bundle clamp 12 H 4502	<input checked="" type="checkbox"/>	<input type="checkbox"/>	<input type="checkbox"/>
35	Temperature switch 80°C	<input checked="" type="checkbox"/>	<input type="checkbox"/>	<input type="checkbox"/>
36	VA Lens head screw M3 X 6	<input checked="" type="checkbox"/>	<input type="checkbox"/>	<input type="checkbox"/>
37	VA Hexagon nut M4	<input checked="" type="checkbox"/>	<input type="checkbox"/>	<input type="checkbox"/>
38	Lins head screw M4 X 8	<input checked="" type="checkbox"/>	<input type="checkbox"/>	<input type="checkbox"/>
39	VA Spring washer	<input checked="" type="checkbox"/>	<input type="checkbox"/>	<input type="checkbox"/>
40	Angle connection , reduced , 1/8" PP	<input checked="" type="checkbox"/>	<input type="checkbox"/>	<input type="checkbox"/>

Module Pump holder VAP200 - 450 V3



No		PASS	FAIL	N/A
1	Peristaltic pump	<input checked="" type="checkbox"/>	<input type="checkbox"/>	<input type="checkbox"/>
2	Diaphragm pump NaOH, with non-return valve	<input checked="" type="checkbox"/>	<input type="checkbox"/>	<input type="checkbox"/>
3	Circuit board	<input checked="" type="checkbox"/>	<input type="checkbox"/>	<input type="checkbox"/>
4	Tubing connection module	<input checked="" type="checkbox"/>	<input type="checkbox"/>	<input type="checkbox"/>
5	Flow controller	<input checked="" type="checkbox"/>	<input type="checkbox"/>	<input type="checkbox"/>
6	Lens head screw M5 x 10	<input checked="" type="checkbox"/>	<input type="checkbox"/>	<input type="checkbox"/>
7	Bushing nozzle	<input checked="" type="checkbox"/>	<input type="checkbox"/>	<input type="checkbox"/>
8	Screw in socket	<input checked="" type="checkbox"/>	<input type="checkbox"/>	<input type="checkbox"/>
9	Magnetic valve 2/2 way	<input checked="" type="checkbox"/>	<input type="checkbox"/>	<input type="checkbox"/>
10	Circuit board distributor	<input checked="" type="checkbox"/>	<input type="checkbox"/>	<input type="checkbox"/>
11	Bushing nozzle	<input checked="" type="checkbox"/>	<input type="checkbox"/>	<input type="checkbox"/>
12	Screw 5 x 25	<input checked="" type="checkbox"/>	<input type="checkbox"/>	<input type="checkbox"/>
13	Cylinder screw	<input checked="" type="checkbox"/>	<input type="checkbox"/>	<input type="checkbox"/>
14	Screw 5 x 20	<input checked="" type="checkbox"/>	<input type="checkbox"/>	<input type="checkbox"/>
15	Seal EPDM 15 x 4	<input checked="" type="checkbox"/>	<input type="checkbox"/>	<input type="checkbox"/>
16	Tubing connection piece 51x10x6,5	<input checked="" type="checkbox"/>	<input type="checkbox"/>	<input type="checkbox"/>
17	Tubing connection piece 51x10x10	<input checked="" type="checkbox"/>	<input type="checkbox"/>	<input type="checkbox"/>
18	Screw M4x10	<input checked="" type="checkbox"/>	<input type="checkbox"/>	<input type="checkbox"/>
19	Clamp	<input checked="" type="checkbox"/>	<input type="checkbox"/>	<input type="checkbox"/>
20	Clamp	<input checked="" type="checkbox"/>	<input type="checkbox"/>	<input type="checkbox"/>
21	Y-tube connector	<input checked="" type="checkbox"/>	<input type="checkbox"/>	<input type="checkbox"/>
22	Spacer bolt 5 mm	<input checked="" type="checkbox"/>	<input type="checkbox"/>	<input type="checkbox"/>
23	Bundle clamp	<input checked="" type="checkbox"/>	<input type="checkbox"/>	<input type="checkbox"/>
24	Bundle clamp	<input checked="" type="checkbox"/>	<input type="checkbox"/>	<input type="checkbox"/>
25	Retrofit earthing pumpv	<input checked="" type="checkbox"/>	<input type="checkbox"/>	<input type="checkbox"/>
26	Snap ferrite	<input checked="" type="checkbox"/>	<input type="checkbox"/>	<input type="checkbox"/>
27	Nut G 3/8"	<input checked="" type="checkbox"/>	<input type="checkbox"/>	<input type="checkbox"/>
28	Pump holder plate	<input checked="" type="checkbox"/>	<input type="checkbox"/>	<input type="checkbox"/>

Control panel



No		PASS	FAIL
1	Title bar	<input checked="" type="checkbox"/>	<input type="checkbox"/>
2	Status bar	<input checked="" type="checkbox"/>	<input type="checkbox"/>
3	Navigation button	<input checked="" type="checkbox"/>	<input type="checkbox"/>
4	Smart switch with multiple functions	<input checked="" type="checkbox"/>	<input type="checkbox"/>
5	USB interface	<input checked="" type="checkbox"/>	<input type="checkbox"/>

รายละเอียดการตรวจสอบ

ขั้นตอนการบริการ

- ตรวจสอบระบบไฟฟ้า (Electrical Test)
- ความต้านทานทางไฟฟ้าของเครื่องกับกราวด์
 - กระแสไฟฟ้าที่ใช้งาน

ตรวจสอบสภาพเครื่อง (Optical Test)

- Main cable
- Electric wiring
- Pumps
- Distribution Head
- Condensor
- Steam generator
- Tubing
- Viton cone

ตรวจสอบ Function การทำงาน (The Function Test)

- ระบบสร้างและควบคุมความดันของ Steam
- ระบบการเติมน้ำเข้าสู่ Sample Tube
- ระบบการเติม Na OH
- ระบบการเติม H3BO3

รายงานผลการปฏิบัติงาน

1. TECHNICAL DATA

Main Supply 220 volt + 10% 50 Hz with ground
Nominal current

1.1 COOLING WATER BATH

Temperature 15-20 °C
Cooling Water Outlet
Control Temperature

1.2 OPTICAL TEST VAP200

Screw cap GL14
Screw cap GL18
Screw cap GL32
Distillation Head
Condensor
Viton Cone
Ventilation Valve BV
Micro Switch Sample
Agitator motor for propeller

2.SYSTEM COOLING WATER INLET

Cooling Water Inlet
Cooling Water Outlet
Flow control valve

3.SYSTEM CONTROL

Display
Program
Adding NaOH
Adding H2O
Adding H3BO3
Suction Sample
Suction Receiver

4.SYSTEM DISTILLATION

Boiler
Level Sensor
Novopren
Solenoid Valve Shut-Off
Solenoid Valve Steam
Solenoid Valve soft steam
Ventilation Valve Premount
Excess Pressure Detector
Heating Element

5. PUMP

Pump H₂O Steam
- Non-Return Valve
Pump H₂O Sample
- Non-Return Valve
Pump NaOH
- Non-Return Valve
Pump H3BO3
- Non-Return Valve
Pump suction
Pump suction receiver

6. The Following Program Run :

Addition H2O 0-999 ml.
Addition NaOH 0-999 ml.
Addition H3BO3 0-999 ml.
Reaction Time 0-108 min
Distillation Time 0-108 min
Steam Capacity 10%-100%
Suction Sample
Suction Receiver

7. Measured pumps

Pump NaOH

Volume : ...13.33.....ml

Remark :

Remark

N/A

Fail

Pass

Remark

N/A

Fail

Pass

Remark

N/A

Fail

Pass

ข้อมูลสนับสนุนด้านเทคนิค (General Technical Support)

การบำรุงรักษาทั่วไป (Basic maintenance)

Cleaning program

Glass parts and tubes must be rinsed daily before starting analysis in order to prevent clogging by crystallizing chemicals. The following settings are recommended for this:

parameters	Value
H ₂ O addition	150 ml
NaOH addition	0 ml
Distillation time	7 min
Steam power	100 %
Reaction time	0 s
Suction sample	30 s

→ Insert a digestion tube (without sample) and start the program.
→ All liquid carrying parts are cleaned. In the case of strong soiling, approx. 10 ml of sulphuric acid can also be added to the digestion tube.

Analytical errors

Fault description	Cause	Remedy
Analysis results too high	The chemicals used are contaminated with nitrogen compounds.	■ Detailed checking of the chemicals. ■ Determination of a blank value. ■ Replace the chemicals if necessary.
	Valent reaction in the digestion tube: sodium hydride drops get into the receiver.	■ Increase of the water addition amount.
	Glass bridges of the condenser is broken or worn out, sodium hydride drops get into the receiver.	■ Replacement of the glass condenser.
	Glass cleaning agents in the digestion tube.	■ Clean digestion tube in advance with distilled water.
	Entrainment of ammonia from the previous sample.	■ Increase distillation time. ■ Check whether sample was previously sufficiently alkalized.
Analysis result too low or no result	Incomplete distillation; distillation time too short.	■ No quantitative explosion of the ammonia content. ■ The distillation amount should be 100 ml.
	Ammonia escapes at leaking places.	■ Solid or defective Viton plugs: clean or replace. ■ Check seals (G.L. screw connections) on the condenser and receiver. ■ Check valve at the condenser is gummed up; clean or replace. ■ Digestion tube is damaged at the neck or bottom.
	Adding amount of the sodium hydride too little; no ammonia development.	■ Distribution head glass leaks: replace. ■ Check the content flow rate of the NaOH pump (see technical data).
	Too low boric acid amount in the receiver; escaping ammonia is not completely bonded.	■ Increase of the boric acid amount.
	Tube not completely immersed in the acid receiver.	■ Increase of the acid amount.
	Formation of stable ammonia compounds with sodium hydroxide destroyed with sodium hydroxide.	■ This problem only occurs with catalysts and reagents. Sodium hydroxide solution destroys these compounds.

General error message

Fault description	Cause	Remedy
'Cooling water flow volume too low'	Cooling water pressure under 1 bar	■ Open water tap. ■ Check coolant pressure. ■ Check coolant tube. Program continues automatically once error has been fixed.
'Sample tube missing'	Sample tube missing.	■ Insert sample tube. Continue program or restart.
'Distillation room protective door open'	Protection door not closed	■ Close protection door. Program continues automatically once error has been fixed.
'Reagent storage/waste'	One or more storage tanks are empty	■ Fill storage tank. ■ Check correct sealing of the universal sensors. The running program can be continued after rectification of the error.
	The sample waste tank is full.	■ Empty sample waste tank. ■ Check correct sealing of the universal sensors. The running program can be continued after rectification of the error.

การดูแลบำรุงรักษาเชิงป้องกัน

Preventive Maintenance



บริษัท ดีเคเอสเอช เทคโนโลยี จำกัด

ฝ่ายบริการหลังการขาย

โทร 0 2 639 7000 E-mail: service.tcc.th@dksh.com

ฝ่ายขายและการตลาด

โทร 0 2 639 7000 E-Mail : marketing.tcc.th@dksh.com

Website : www.dksh.co.th/technology/scientific-thailand

เงื่อนไขการให้บริการ Preventive Maintenance

บริษัทฯ จะส่งวิศวกรผู้ชำนาญ เพื่อให้บริการตามขอบข่ายของบริการ เฉพาะ ในวันและเวลา ราชการ หากมีความประสงค์ที่จะรับบริการนอกเหนือจากรัน เวลา ราชการ (วันหยุดเสาร์ – อธิศษ หรือ วันหยุด นักชดถกน) บริษัทฯ จะคิดค่าบริการเพิ่มเติมตามอัตราที่กฎหมายแรงงานกำหนดไว้

ขอบข่ายการบริการ

- ตรวจสอบสภาพการทำงานต่าง ๆ ของเครื่องมือ
- ทดสอบประสิทธิภาพการทำงานของเครื่องมือ
- รายการผลการตรวจสอบเครื่องมือ

หมายเหตุ

- ราคานี้ ไม่รวมถึงค่าบริการซ่อม หรือ เปลี่ยนอะไหล่ที่ชำรุดเสียหาย หรือหมดสภาพการใช้งาน
- ในกรณีที่ผู้รับบริการอยู่นอกเขตพื้นที่ให้บริการ บริษัทฯ จำเป็นต้องคิดค่าใช้จ่ายเพิ่มเติม ได้แก่ ค่าเดินทาง เป็นต้น
- บริษัทฯ ขอสงวนสิทธิ์ในการเปลี่ยนแปลงราคา โดยไม่แจ้งให้ทราบล่วงหน้า



ช่องทางการติดต่อ

DKSH Technology Limited (บริษัท ดีเคเอสเอช เทคโนโลยี จำกัด)
เลขที่ 2533 ถนนสุขุมวิท แขวงบางจาก เขตพระโขนง กรุงเทพฯ 10260
เลขประจำตัวผู้เสียภาษี 010-555-001-4547 (สำนักงานใหญ่)



Call center 0 2 639 7000



DKSH Scientific



www.dksh.com/scientific-thailand



marketing.tec.th@dksh.com



@dkshscientific

Preventive Maintenance Contract

จำนวนใบการทำสัญญาบริการ ...๑...ครั้งต่อปี
ครั้งที่ ๑..วันที่ 15.05.2024.....

รายละเอียดผู้รับบริการ

หน่วยงาน	บริษัท ซี.อี.เอ็ม เทคโนโลยี (ไทยแลนด์) จำกัด		
ที่อยู่	219/43 หมู่2 ถนนเพชรเกษม ตำบลอ้อมน้อย อำเภอกะทู้มบม จังหวัดสมุทรสาคร 74130		
โทรศัพท์	0869054664	แฟกซ์	-

ผู้ติดต่อ

ชื่อ - นามสกุล	คุณศิริพร พิมพ์		
ตำแหน่ง	เจ้าหน้าที่ห้องปฏิบัติการ		
โทรศัพท์	0869054664	เบอร์ดี	แฟกซ์ -
E-mail	lab.centechl@gmail.com		

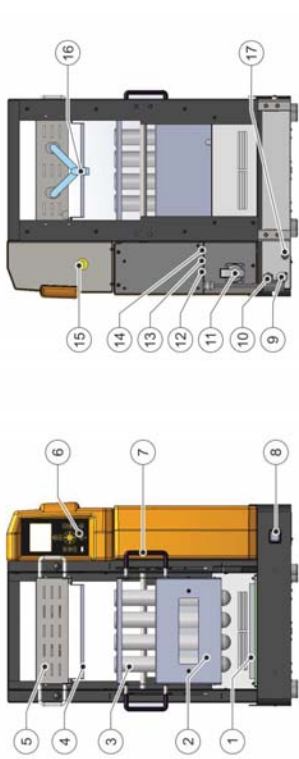
รายละเอียดผู้ให้บริการ

บริษัท ดีเคเอสเอช เทคโนโลยี จำกัด (ฝ่ายบริการหลังการขาย) (สำนักงานใหญ่)			
เลขที่ 2533 ถนนสุขุมวิท แขวงบางจาก เขตพระโขนง กรุงเทพฯ 10260			
โทรศัพท์ 0 2 693 7000 Email: sudarat.sk@dksh.com			
เจ้าหน้าที่ประสานงาน : คุณสุดารัตน์ ศิริรัตน์ โทรศัพท์ 090 678 6925			
เจ้าหน้าที่ผู้ให้บริการ	นางจิราญ สดอาด		
ตำแหน่ง	Specialist, Technical Service.		
โทรศัพท์	0938138736	แฟกซ์	-
E-mail	Jirayut.js@dksh.com		

ลงนามผู้รับบริการ		ลงนามผู้ให้บริการ	
ตัวจริง	(.....)	ตัวจริง	(นาย จิราญ สดอาด)
ตำแหน่ง		ตำแหน่ง	Specialist, Technical Service.
วันที่ / ประทับตราบริษัท		วันที่ / ประทับตราบริษัท	15/05/2024

Part 3: ตรวจเช็คสภาพเครื่อง

Front and rear view of KT-L version



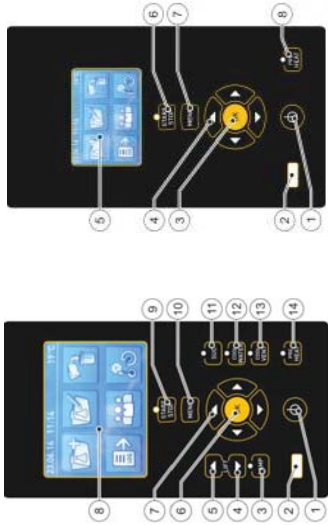
No.		PASS	Fail	N/A	Remark
1	KJELDATHERM digestion block	<input checked="" type="checkbox"/>	<input type="checkbox"/>	<input type="checkbox"/>	เสื่อมสภาพ
2	Insert rack	<input checked="" type="checkbox"/>	<input type="checkbox"/>	<input type="checkbox"/>	
3	Digestion tube	<input checked="" type="checkbox"/>	<input type="checkbox"/>	<input type="checkbox"/>	
4	Stainless steel drip tray	<input checked="" type="checkbox"/>	<input type="checkbox"/>	<input type="checkbox"/>	
5	Exhaust manifold	<input checked="" type="checkbox"/>	<input type="checkbox"/>	<input type="checkbox"/>	
6	Controls module, removable	<input checked="" type="checkbox"/>	<input type="checkbox"/>	<input type="checkbox"/>	
7	Handle for insert rack	<input checked="" type="checkbox"/>	<input type="checkbox"/>	<input type="checkbox"/>	
8	Mains switch with overcurrent protection function	<input checked="" type="checkbox"/>	<input type="checkbox"/>	<input type="checkbox"/>	
9	Connection for lift unit	<input checked="" type="checkbox"/>	<input type="checkbox"/>	<input type="checkbox"/>	
10	Mains cable with plug	<input checked="" type="checkbox"/>	<input type="checkbox"/>	<input type="checkbox"/>	
11	Power supply for TURBOSOG	<input checked="" type="checkbox"/>	<input type="checkbox"/>	<input type="checkbox"/>	
12	Connects controller module to block	<input checked="" type="checkbox"/>	<input type="checkbox"/>	<input type="checkbox"/>	
13	Connection for fan for cooling samples (optional)	<input type="checkbox"/>	<input type="checkbox"/>	<input checked="" type="checkbox"/>	
14	Connection for external cooling water valve (optional)	<input type="checkbox"/>	<input type="checkbox"/>	<input checked="" type="checkbox"/>	
15	Connects controller module to block	<input checked="" type="checkbox"/>	<input type="checkbox"/>	<input type="checkbox"/>	
16	Connection for Iso-Versinic hose (extraction)	<input checked="" type="checkbox"/>	<input type="checkbox"/>	<input type="checkbox"/>	
17	Excess temperature fuse	<input checked="" type="checkbox"/>	<input type="checkbox"/>	<input type="checkbox"/>	
18	Lift	<input checked="" type="checkbox"/>	<input type="checkbox"/>	<input type="checkbox"/>	

Part 4: ฉะเอียดและรายงานผลการให้บริการ Preventive Maintenance

4.1 ตรวจเช็คระบบไฟฟ้า

ใช้ไฟ 220 V 50 Hz	Pass	Fail	N/A	Remark
กระแสไฟฟ้าตามพิกัดเครื่อง	<input checked="" type="checkbox"/>	<input type="checkbox"/>	<input type="checkbox"/>
4.2 ตรวจสอบสภาพอุปกรณ์ภายนอก	<input checked="" type="checkbox"/>	<input type="checkbox"/>	<input type="checkbox"/>
สายไฟของเครื่อง	Pass	Fail	N/A	Remark
ท่อแก้วรวมไอกรด	<input checked="" type="checkbox"/>	<input type="checkbox"/>	<input type="checkbox"/>
สายขมวดกับท่อแก้วรวมไอกรด	<input checked="" type="checkbox"/>	<input type="checkbox"/>	<input type="checkbox"/>
สภาพของ A aluminum block	<input checked="" type="checkbox"/>	<input type="checkbox"/>	<input type="checkbox"/>
การขึ้นลงของ Lift	<input type="checkbox"/>	<input type="checkbox"/>	<input checked="" type="checkbox"/>	เสื่อมสภาพ
Light	<input type="checkbox"/>	<input type="checkbox"/>	<input checked="" type="checkbox"/>
Current Switch	<input checked="" type="checkbox"/>	<input type="checkbox"/>	<input type="checkbox"/>
Thermostat	<input checked="" type="checkbox"/>	<input type="checkbox"/>	<input type="checkbox"/>

4.ตรวจเช็คระบบการทำงาน



☐ KT-L

☒ KT

- Switch controller on or off:
- USB port
- LAMP button
- LIFT down button
- LIFT up button
- OK button
- Navigation buttons
- Display
- START/STOP button
- MENU button
- SUC button
- COOL/WATER button (optional)
- COOL / FENT" button (optional)
- PRE HEAT" button
- การขึ้นของอุณหภูมิมมากกว่า10องศาต่ำกว่าที่25องศา
- การทำงานของตัวป้องกันอุณหภูมิสูงเกิน
- การทำงานของระบบควบคุมอุณหภูมิ

Pass	Fail	N/A	Remark
<input checked="" type="checkbox"/>	<input type="checkbox"/>	<input type="checkbox"/>
<input checked="" type="checkbox"/>	<input type="checkbox"/>	<input type="checkbox"/>
<input type="checkbox"/>	<input type="checkbox"/>	<input checked="" type="checkbox"/>
<input type="checkbox"/>	<input type="checkbox"/>	<input checked="" type="checkbox"/>
<input type="checkbox"/>	<input type="checkbox"/>	<input checked="" type="checkbox"/>
<input checked="" type="checkbox"/>	<input type="checkbox"/>	<input type="checkbox"/>
<input checked="" type="checkbox"/>	<input type="checkbox"/>	<input type="checkbox"/>
<input checked="" type="checkbox"/>	<input type="checkbox"/>	<input type="checkbox"/>
<input checked="" type="checkbox"/>	<input type="checkbox"/>	<input type="checkbox"/>
<input checked="" type="checkbox"/>	<input type="checkbox"/>	<input type="checkbox"/>
<input type="checkbox"/>	<input type="checkbox"/>	<input checked="" type="checkbox"/>
<input type="checkbox"/>	<input type="checkbox"/>	<input checked="" type="checkbox"/>
<input type="checkbox"/>	<input type="checkbox"/>	<input checked="" type="checkbox"/>
<input checked="" type="checkbox"/>	<input type="checkbox"/>	<input type="checkbox"/>
<input checked="" type="checkbox"/>	<input type="checkbox"/>	<input type="checkbox"/>
<input checked="" type="checkbox"/>	<input type="checkbox"/>	<input type="checkbox"/>

การบำรุงรักษาทั่วไป (Basic maintenance)

- การย่อยตัวอย่างเกิดการเค็ดที่รุนแรงอันเนื่องจากตัวอย่างนั้นสามารถป้องกันได้โดยแนะนำให้ย่อยด้วยการตั้งการเพิ่มอุณหภูมิเป็นระดับเช่น ย่อยที่ระดับอุณหภูมิ 250 C ครบเวลา 15 นาทีจึงเปลี่ยนเป็นอุณหภูมิ 380 C เพื่อป้องกันการสั่นออกมา
 - เมื่อใช้เสร็จ ไม่ควรปล่อยให้ Tube เย็นกับตัวเครื่อง
 - ต้องนำเอาคาลองไอการใส่ทุกครั้งหลังจากใช้งานเสร็จ เพื่อป้องกันการหยดของไอกรดที่จะหยดลงมาก็ตัวเครื่อง
 - ทำความสะอาดตัวหลุมย่อยด้วยน้ำหรือผ้าชุบน้ำในกรณีที่มีคราบกรดลงมาคิดอยู่ในหลุม
- เพื่อป้องกันไม่ให้เกิดราดังกล่าวไปกับการแผ่อุณหภูมิ